



Photo: Tara Naeser

# Human Wildlife Solutions

Monthly Report

September 2019

## **TABLE OF CONTENTS:**

<b>A. INTRODUCTION .....</b>	<b>3</b>
<b>B. BABOON MANAGEMENT AND RAID REPORTING .....</b>	<b>3</b>
<b>SOUTH EASTERN REGION – AREA MANAGER: BRONWYN MAREE / CATH SHUTTE .....</b>	<b>3</b>
<b>1. SMITSWINKEL BAY TROOP .....</b>	<b>3</b>
<b>2. WATERFALL TROOP .....</b>	<b>4</b>
<b>3. DA GAMA TROOP .....</b>	<b>6</b>
<b>SOUTH EAST REGIONAL SUMMARY: .....</b>	<b>8</b>
Births and Deaths .....	8
Recommendations.....	8
<b>SOUTH WESTERN REGION – AREA MANAGER: CATH SHUTTE.....</b>	<b>8</b>
<b>1. GROOT OLIFANTSBOS TROOP (GOB) .....</b>	<b>8</b>
<b>2. THE SLANGKOP TROOP .....</b>	<b>10</b>
<b>3. THE PLATEAU ROAD TROOP .....</b>	<b>11</b>
<b>SOUTH WEST REGIONAL SUMMARY: .....</b>	<b>11</b>
Births and Deaths .....	11
Recommendations.....	11
<b>NORTHERN REGION – AREA MANAGER: STEPHANUS FERREIRA .....</b>	<b>12</b>
<b>1. TOKAI TROOP .....</b>	<b>12</b>
<b>2. ZWAANSWYK TROOP .....</b>	<b>13</b>
Births and Deaths .....	15
<b>3. CONSTANTIA TROOP 1 (CT1) .....</b>	<b>15</b>
Births and Deaths .....	16
<b>4. CONSTANTIA TROOP 2 (CT2) .....</b>	<b>16</b>
Births and Deaths .....	17
<b>5. MOUNTAIN TROOP .....</b>	<b>17</b>
Births and Deaths .....	18
<b>NORTH REGIONAL SUMMARY:.....</b>	<b>18</b>
Births and Deaths .....	18
Recommendations.....	18
<b>C. COMMUNITY AWARENESS AND EDUCATION .....</b>	<b>19</b>
<b>Community Conservation Officer’s Monthly Feedback for September 2019: .....</b>	<b>19</b>
<b>D. GENERAL COMMENTS ON ALL BABOON TROOPS .....</b>	<b>20</b>
<b>1. Population Characteristics .....</b>	<b>20</b>
<b>2. Hotline Data .....</b>	<b>21</b>
<b>3. Percentage Time Out of Town .....</b>	<b>23</b>
<b>E. CONCLUSION .....</b>	<b>23</b>

## A. INTRODUCTION

This monthly report covers the period from 1 to 30 September 2019. September is generally regarded as the start of spring when the winter rains complement the heat of summer and the fynbos comes alive. This month the baboon troops spent 99.6% of their time out of town, suggesting there was sufficient food for the baboons out of town.

Unfortunately, baboon individuals only spent 94.3% of their time out of town, indicating that certain individuals were returning to town on quite a regular basis. This was partly caused by fights between the dominant males upsetting the rest of the troop. However, the main reasons for individuals spending time in town would appear to be the continued poor waste management in many areas, and also the high availability of trees with ripening fruit.

## B. BABOON MANAGEMENT AND RAID REPORTING

### SOUTH EASTERN REGION – AREA MANAGER: BRONWYN MAREE / CATH SHUTTE

#### 1. SMITSWINKEL BAY TROOP

##### In Town Statistics

- The Smitswinkel Bay Troop spent 100% of its time out of town in September 2019.
- Individuals time spent out of town increased this month from 97,2% in August 2019 to 98,7%.
- The Smitswinkel Bay Troop utilised its southern sleep sites for 26 nights and the northern sleep sites for only four nights during September 2019.

##### Incidents that affected management

###### **Black Marlin Restaurant**

- Bin raids, at the Black Marlin Restaurant, have reduced from 4 raids in August to 1 this month. This is due to the installation of a bin box outside the kitchen door that houses the food waste.

###### **PR3**

- PR3, originally from the Plateau Road Troop has been difficult to manage during September.
- This particular baboon raided four occupied houses at Smitswinkel Bay. He grabbed and ran away with a backpack belonging to a person at Partridge Point.

HWS: TROOP MONTHLY REPORT																																
SECTOR		CLASSES OF BEHAVIOUR																														
SOUTH EAST		1	2	3	4	5	6	7	8	9	10	11	12	13	14	15	16	17	18	19	20	21	22	23	24	25	26	27	28	29	30	TOTAL
BABOON TROOP:	SMITS	1	In urban area	4	Attacking pets	7	Threatening behaviour/attack/stealing food	2	Raid bins	5	Raid unoccupied house or vehicle	8	Breaking & Entering/Damaging property	3	Non malicious damage	6	Raid occupied house or vehicle	9	Nocturnal Raiding													
MONTH: SEPTEMBER	YEAR: 2019																															
BABOON ID	Sex	1	2	3	4	5	6	7	8	9	10	11	12	13	14	15	16	17	18	19	20	21	22	23	24	25	26	27	28	29	30	TOTAL
SWB6	M																															0
PR3	M	6,6,6						7					6										1	2,5,2		1			1			11
UnID Males	M																															0
UnID Females	F												6																	1		2
UnID Juveniles																																0
UnID Individuals												5																				1
Troop																																0
	%	TIME SPENT IN TOWN (Minutes)																													HRS	
Troop	0,0																															0,00
Individuals	1,3	15						15				30	15											15	60		35			60		4,08
Roost:	AM	1	7	1	3	2	6	6	1	7	7	7	1	7	7	7	1	7	7	7	1	2	4	7	1	7	1	1	1	4	6	
Roost:	PM	7	1	3	1	6	6	1	7	7	7	1	7	7	7	1	7	7	7	1	2	4	7	1	7	1	1	1	4	3	1	
Roost Sites	1	Smits Caves			2	Partridge Point			3	Bluegums			4	Millers Point			5	Rocklands Farm														
	6	Castle Rock			7	SANParks			8	Other/Unknown			9	Murdoch Valley Cliffs			10															
ID Features of Baboons																																
General remarks	<i>Black, bold and italics text indicates raids at SanParks</i> <i>Red Italics and bold indicate raids on the farms.</i>																															

Figure 1: The Smitswinkel Bay Troop raid sheet for September 2019.

## Births and Deaths

There were no births or deaths in the Smitswinkel Bay Troop during September 2019.

## 2. WATERFALL TROOP

### In Town Statistics

- The Waterfall Troop spent 99,3% of its time out of the urban area this month.
- Individual time out of town increased from 88,8% in August 2019 to 96,1% in September 2019.
- 54% of raids took place on South African Navy properties and 46% of raids occurred in the urban area.
- The Waterfall Troop predominantly slept on the Waterfall Cliffs Sleep Site (13 nights), on the mountain behind the South African Naval Armament Depot (SANAD) (12 nights), on the mountain above Happy Valley (3 nights) and on North Peak for the remaining two nights. The troop therefore spent 18 nights sleeping on the outskirts of Simon's Town.

**Incidents that affected management**

**The South African Navy: Simon’s Town**

- Individuals raided bins at Navy facilities on 35 occasions, and in the urban area of Simon’s Town on eight occasions this month.
- Occupied and unoccupied rooms were each raided on Naval and urban land on 18 and six occasions respectively.
- 69% of assertive raids took place on Naval land and 31% on urban land.

HWS: TROOP MONTHLY REPORT																																
SECTOR		CLASSES OF BEHAVIOUR																														
SOUTH EAST		1	In urban area	4	Attacking Pets	7	Threatening behaviour/attack/stealing food	2	Raid bins	5	Raid unoccupied house or vehicle	8	Breaking & Entering/Damaging property	3	Non malicious damage	6	Raid occupied house or vehicle	9	Nocturnal Raiding													
BABOON TROOP:	WATERFALL																															
MONTH: SEPTEMBER	YEAR: 2019																															
BABOON ID	Sex	1	2	3	4	5	6	7	8	9	10	11	12	13	14	15	16	17	18	19	20	21	22	23	24	25	26	27	28	29	30	TOTAL
CON4	M				1	<b>2</b>	6							<b>2,2</b>	<b>2</b>										1			2				8
WF5	M	6,2			6, <b>2,2</b>	2,1			6,1	1		<b>2</b>	<b>2</b>	<b>2</b>	<b>6</b>				1		<b>2</b>	1	1							<b>5,6, 1,2, 2,6</b>	24	
UnID Males	M				<b>2</b>	1			<b>2</b>			<b>2</b>	<b>2,2</b>	<b>2</b>	<b>2</b>	<b>6</b>						<b>2</b>	<b>2</b>	1	<b>2,5,6</b>	6			1,1		17	
UnID Females	F				2,1,2,1	1			6, <b>2</b>				<b>2</b>	<b>2</b>	<b>2</b>					1			<b>2</b>					1	1,1	<b>1,2</b>	17	
UnID Juveniles						1								<b>2</b>														1			3	
UnID Individuals		<b>2,5,6, 6</b>	<b>2, 5,6</b>		<b>2,2,2, 1</b>				<b>5,6,2</b>	<b>5,6,2</b>														1	1					<b>5,6, 2</b>	22	
Troop			1				1		<b>5,6,2</b>														1	1							7	
		%	TIME SPENT IN TOWN (Minutes)																									HRS				
Troop		0,7		75			15																	15	35						2,33	
Individuals		3,9	30	105		85	135	55		95	10												30		15	26	45	75	30	25	12,68	
Roost:	AM	1	1	1	9	1	1	1	1	2	10	10	10	10	10	10	10	10	10	9	1	10	10	10	1	1	1	1	1	10,1	2	
Roost:	PM	1	1	9	1	1	1	1	2	10	10	10	10	10	10	10	10	10	9	1	10	10	1	1	1	1	1	1	10,1	2		
Roost Sites		1	Waterfall Cliff				2	Happy Valley Mtn				3	Signal School				4	Admiral Footpath				5	Red Hill									
		6	Mountain CoGHN				7	Gate 3 - Plateau Road				8	Shamballah Pines				9	North Peak				10	SANAD									
		11	Bungalow				12	Murdock Valley Cliffs				13	Rocklands Valley				14	Other				15	Quarry									
ID Features of Baboons																																
General remarks		Red, Bold and <i>Italics</i> indicates raiding inside the South African Naval Ammunition Depot (SANAD) and Signal School. Black, <i>Italics</i> indicates raiding on farms.																														

Figure 2: The Waterfall Troop raid sheet for September 2019.

**GOB9**

- On 15 September 2019, GOB9 (an adult male from the GOB Troop) moved out of the CoGH towards the Waterfall Troop, which was foraging above Shamballah.
- The Waterfall Troop responded by moving away from the male and returned to the top of Klaasjagersberg Mountain.
- On 20 September 2019, GOB9 moved back towards the Waterfall Troop and, over the following days, began to follow the Waterfall Troop and has subsequently joined the Waterfall Troop.

**Births and Deaths**

- There were no births or deaths in the Waterfall Troop during September 2019.

**3. DA GAMA TROOP****In Town Statistics**

- Time out of town for the troop was 98.9% in September 2019, compared to 98.2% in August 2019.
- For individuals, time out of the urban area increased from 95.1% in August 2019 to 96.5% in September. Just over 11 hours were spent in town by individuals during this month, a reduction from 15 hours the previous month.
- The troop spent nine nights out of town during September (30% of the month), utilising Solole, Maylands, Grootkop, Khayelitsha and the 16th Avenue sleep sites. The troop slept at the Da Gama pine trees (near 2nd Avenue). The troop also slept at the Dagleish pine trees near the Da Gama Park Naval flats and the Da Gama Park Naval Flats for 70% of this month.

**Incidents that affected management****DG14 (adult male)**

- DG14 conducted five unoccupied house raids, and six occupied house raids this month.

**Welcome Glen**

- Six bin raids occurred in Welcome Glen during September 2019, in Glenoak, Glenalpine and Glenhurst Roads. Three of these bin raids occurred on rubbish collection days.
- Some properties within Welcome Glen which have pine trees in their gardens, do not allow the rangers to move the baboons off their properties. This incentivizes the baboons to spend more time in town (to feed off the pines and find refuge) and increases their habituation.

**Da Gama Park**

- Three female baboons raided an unoccupied house in Da Gama Road, Da Gama Park. Entry was gained through a small window.
- Six bin raids occurred in Da Gama Park during September 2019, in 7<sup>th</sup>, 12<sup>th</sup> and Dagleish Avenues. Five of these bin raids occurred on rubbish collection days.



SECTOR		CLASSES OF BEHAVIOUR																															
SOUTH EAST		1	2	3	4	5	6	7	8	9	10	11	12	13	14	15	16	17	18	19	20	21	22	23	24	25	26	27	28	29	30	TOTAL	
BABOON TROOP:	DA GAMA	1 In urban area		4 Attacking pets		7 Threatening behaviour/ attacking/ stealing food		2 Raid bins		5 Raid unoccupied house or vehicle		8 Breaking & Entering/Damaging property		3 Non malicious damage		6 Raid occupied house or vehicle		9 Nocturnal Raiding															
MONTH: SEPTEMBER	YEAR: 2019																																
BABOON ID	Sex	1	2	3	4	5	6	7	8	9	10	11	12	13	14	15	16	17	18	19	20	21	22	23	24	25	26	27	28	29	30	TOTAL	
Troop		1														1,1																3	
DG14 (O-G)	M	5			1						6	5				2		1													7		
DGF1	F																														0		
DGF2	F																														0		
DGF4	F																														0		
DGF6 (P-Y)	F		2																												1		
UnID Females	F	1	2		1,5					1		2						1,2		1			1,2							11			
UnID Female	F	5														2,2														3			
UnID Individuals					2					1	2																			3			
UnID Juvs			2													2					1									3			
		%	TIME SPENT IN TOWN (Minutes)																											HRS			
Troop		1,1	190													18															3,47		
Individuals		3,5	300		42						175						90			29			42							11,30			
Roost:	AM	2	2	2	3	21	1	2	2	2,1	2	2	1	3	2	17	28	2,1	16	2	28,1	2,1	27,28	3	17	20	2	1,3	2	1	17	3	1,2
Roost:	PM	2	2	3	21	1	2	2	2	2	2	3	2	17	28	2,1	16	2	1	2,1	27,28	3	17	20	2	2	2	17	3	1	21		
Roost Sites		1	Flats		2	Pines - Flats		3	Pines - Da Gama		4	Pines - WG		5	Sport Fields Stables																		
		6	Compass Bakery		7	Pines - Outspan		8	Jacks Shop		9	Elsie's Peak		10	Rotary Camp																		
		11	Witsand		12	Slangkop		13	Platkop		14	Rasta Camp		15	Ocean View																		
		16	KL sleep site		17	Maylands		18	Elsies River Valley		19	Red Hill / Windford		20	Grootkop																		
		21	16th Avenue, DG		22	Lewis Gay Dam		23	Pinehaven		24	Kleinplaas Dam		25	Scarborough																		
		26	Blue Gums, Waterworks		27	Solole		28	Other																								
ID Features of Baboons																																	
General remarks																																	

Figure 3: The Da Gama Troop raid sheet for September 2019.



Figure 4a and b: Fruiting trees, such as this loquat tree, attract baboons to the urban environment.

### Births and Deaths

- There was one birth recorded in the Da Gama Troop during September 2019.
- There was one death in the Da Gama Troop, an infanticide committed by DG14.

## **SOUTH EAST REGIONAL SUMMARY:**

### **Births and Deaths**

- There were no births or deaths in the Smitswinkel Bay or Waterfall Troop during September 2019. A birth and one death were recorded in the Da Gama Troop during September 2019.

### **Recommendations**

- The **fruit which is visible on fruit trees should be harvested** in baboon-affected areas to remove this attractant for baboons.
- **Open vegetable gardens** should be baboon proofed. Baboon-proofing of all domestic vegetable gardens in baboon-affected areas will reduce baboon incursions into the suburbs.
- **New baboon-proof bins** are required for many properties in Da Gama and Welcome Glen.
- **Poor waste management at the South African Naval Armament Depot (SANAD) and the Waterfall Barracks** needs to be addressed to reduce the number of incidents occurring.
- **Waste and recycling collection should be prioritised** to occur in the early morning to prevent this waste from being an attractant to baboons (particularly in Dagleish and Van der Graaf Avenues, Da Gama Park).
- The **use of clear recycling bags** in baboon-affected areas should be re-evaluated as this remains an attractant for baboons.
- The installation of baboon-proof bins at the **West Yard, South African Navy docks** would assist in preventing baboon raids. Baboon-proofing at the **West Yard** cafeteria is recommended.
- Raids at **Waterfall Barracks** and **Happy Valley Shelter** would be considerably reduced if residents **closed doors and windows** when they left their rooms.
- A baboon-proofing solution is required for the **'What's Ya Flava' café** in Simon's Town to prevent baboons from raiding the shop.

## **SOUTH WESTERN REGION – AREA MANAGER: CATH SHUTTE**

### **1. GROOT OLIFANTSBOS TROOP (GOB)**

#### **In Town Statistics**

- The GOB Troop spent the majority of the month within the Cape of Good Hope (CoGH) section of the Table Mountain National Park (TMNP).



- The troop roosted within the boundaries of the CoGH for 29 nights and at Wildschutsbrand for three nights during September.
- The three GOB females and the juvenile (also referred to as the GOB individuals), roosted at the Misty Cliffs Sleep Site for the entire month.
- The GOB individuals spent 71,2% of their time out of the urban area this month.

HWS: TROOP MONTHLY REPORT																																
SECTOR		CLASSES OF BEHAVIOUR																														
SOUTH WEST		1	2	3	4	5	6	7	8	9	10	11	12	13	14	15	16	17	18	19	20	21	22	23	24	25	26	27	28	29	30	TOTAL
BABOON TROOP:	GOB	1	2	3	4	5	6	7	8	9	10	11	12	13	14	15	16	17	18	19	20	21	22	23	24	25	26	27	28	29	30	TOTAL
MONTH: SEPTEMBER	YEAR: 2019	1	2	3	4	5	6	7	8	9	10	11	12	13	14	15	16	17	18	19	20	21	22	23	24	25	26	27	28	29	30	TOTAL
BABOON ID	Sex	1	2	3	4	5	6	7	8	9	10	11	12	13	14	15	16	17	18	19	20	21	22	23	24	25	26	27	28	29	30	TOTAL
Unld Males	M																															0
GOBF1	F																															0
Females	F	1	1	1	1,6		1	1	1	1	1	1,6	1,6	1,6	1	1	1	1	1,6		1	1,6	1	1,6	1	1	1,6	1,5		1	35	
Unld Individuals																															0	
Juveniles		1	1	1	1,6		1	1	1	1	1	6			1	1	1	1	1,6		1	1,6	1	1,6	1	1	1,6	1	1	29		
Troop																															0	
	%	TIME SPENT IN TOWN (Minutes)																													HRS	
Troop	0,0																														0,00	
Individuals	28,8	105	25	315	270		175	130	85	40	200	105	375	210	285	130	180	40	430		180	480	150	420	115	90	360	330	345	92,83		
Roost:	AM	2	2,1	2,1	2,1	2,1	2,1	2,1	2,1	2,1	2,1	2,1	2,1	5,1	2,1	2,1	2,1	2,1	2,1	2,1	2,1	2,1	2,1	2,1	2,1	2,1	2,1	2,1	2,1	2,1	2,1	
Roost:	PM	2,1	2,1	2,1	2,1	2,1	2,1	2,1	2,1	2,1	2,1	2,1	2,1	5,1	2,1	2,1	2,1	2,1	2,1	2,1	2,1	2,1	2,1	2,1	2,1	2,1	2,1	2,1	2,1	2,1	2,1	
Roost Sites	1	Misty Cliffs 1			2	CoGH Reserve			3	Red Hill			4	Shamballah			5	Wildschutsbrand														
	6	Perdekloof			7	CoGH Nursery			8	Misty Cliffs 2			9	Gate 1																		
ID Features of Baboons																																
General remarks	<i>Black, bold and italics text indicates raids at SANParks</i>																															

Figure 5: The GOB Troop raid sheet for September 2019.

**Incidents that affected management**

**Assertive Raiding**

- There was a noticeable increase in assertive raids by the GOB individuals in Scarborough this month.
- Eight occupied and one unoccupied house raid was recorded.

**Births and Deaths**

No births or deaths were recorded for the GOB Troop during September 2019.

## 2. THE SLANGKOP TROOP

### In Town Statistics

- The troop spent 98,6% of its time out of the urban area.
- Individuals time out of town increased from 91,6% in August 2019 to 92,5% in September 2019.
- The troop slept on the roof of In2Foods Compass Bakery for the majority (16 nights) of the month, in the pine trees behind Ocean View for 9 nights and on Compass Cliffs Sleep Site for the remainder (5 nights) of the month.

### Incidents that affected management

#### **In2 Foods Compass Bakery**

- Individual baboons moved through In2Foods Compass Bakery on eight occasions and Heron Park on two occasions.
- Bins at In2Foods Compass Bakery and at various facilities in Heron Park, were raided this month.
- The electric apron has been re-installed to the bakery roof. However, HWS has identified weak spots where the baboons are still able to access the bakery roof.

HWS: TROOP MONTHLY REPORT																																
SECTOR		CLASSES OF BEHAVIOUR																														
SOUTH WEST		1	2	3	4	5	6	7	8	9	10	11	12	13	14	15	16	17	18	19	20	21	22	23	24	25	26	27	28	29	30	TOTAL
BABOON TROOP:	Slangkop	1 In urban area		4 Attacking pets		7 Threatening behaviour/attack/stealing food		2 Raid bins		5 Raid unoccupied house or vehicle		8 Breaking & Entering/Damaging property		3 Non malicious damage		6 Raid occupied house or vehicle		9 Nocturnal Raiding														
MONTH:	SEPTMBER	YEAR:	2019																													
BABOON ID	Sex	1	2	3	4	5	6	7	8	9	10	11	12	13	14	15	16	17	18	19	20	21	22	23	24	25	26	27	28	29	30	TOTAL
SK6	M	2,2		1,1	6		6				1			2		2	2				1				2			1		1	14	
UnID Males	M	2			1		1			1	1	2		1		2	1,2	2,2		2	1				2			1		1	17	
UnID Females	F			1	1		1			1	1	2		1		2	1,2	2							2						12	
UnID Juveniles							1		1			2		1		2	2														6	
UnID Individuals		2,2,1					1						2	1	2,1	2				2		2			2						12	
Troop													1	1								1									3	
		%	TIME SPENT IN TOWN (Minutes)																										HRS			
Troop		1,4											45	80									150								4,58	
Individuals		7,5	391		100	125		150		7	25	58	45		30	90	93	58	52		75	20				52			10		75	24,27
Roost:	AM	2	3	2	2	5	3	3	5	2	2	2	2	2	5	5	5	5	5	5	5	5	2	5	5	5	5	3	3	2	5	5
Roost:	PM	3	2	2	5	3	3	5	2	2	2	2	2	5	5	5	5	5	5	5	5	2	5	5	5	5	3	3	2	5	5	5
Roost Sites		1 Slangkop		2 Ocean View		3 Compass Bakery		4 Witsand		5 Other																						
ID Features of Baboons																																
General remarks		<i>Red, bold and italics text indicates raids at Rogers Farm and the City waste disposal site</i>																														

**Figure 6:** The Slangkop Troop's raid sheet for September 2019.

**Capri and Ocean View:**

- The movement of individual baboons through Ocean View and Capri remained the same this month.
- Individual baboons entered Ocean View and Capri on 11 and four occasions respectively.
- On 15 September 2019, a young adult male baboon had an altercation with a dog in Ocean View. Sadly, the baboon was killed in the altercation.

**Births and Deaths**

- There were no births and one death in the Slangkop Troop this month.

**3. THE PLATEAU ROAD TROOP****In Town Statistics**

HWS rangers manage the Plateau Road Troop on Plateau Road, but not on agricultural land. The Plateau Road Troop does not raid in the official urban area and is therefore not a fully managed troop. HWS has a ranger stationed on Plateau Road to manage the interface between tourists and baboons, primarily to try and prevent tourists from feeding baboons.

**Incidents that affected management****Sleep Site preference**

- The troop slept in the pine trees at Gate 7 for the majority of the month (26 nights) and at the Gate 4 Sleep Site for the remainder (4 nights) of the month.

**Troop Movement**

- The troop spent the majority of the month foraging on the horse farm and moved into the CoGH on a number of occasions.

**SOUTH WEST REGIONAL SUMMARY:****Births and Deaths**

- There were no births and one death in the South West this month.

**Recommendations**

- All **fruiting trees or visible fruit** should be harvested from fruit trees in baboon-affected areas.
- **Baboon-proof bins** should be used by commercial businesses in **Heron Park** to prevent raiding.
- **The Hub Restaurant** should enclose their bin area to restrict access to the baboons.

## NORTHERN REGION – AREA MANAGER: STEPHANUS FERREIRA

### 1. TOKAI TROOP

#### In Town Statistics

- Time out of town for the troop was 100 %.
- Time out of town for individuals was 94,8 %.
- The troop slept mostly at the Tea Garden and Chrysalis academy gums during, September 2019.

HWS: TROOP MONTHLY REPORT																																
SECTOR		CLASSES OF BEHAVIOUR																														
NORTH		1	In urban area	4	Attacking pets	7	Threatening behaviour/attack/stealing food																									
BABOON TROOP:	TOKAI	2	Raid bins	5	Raid unoccupied house or vehicle	8	Breaking & Entering/Damaging property																									
MONTH: SEPTEMBER	YEAR: 2019	3	Non malicious damage	6	Raid occupied house or vehicle	9	Nocturnal Raiding																									
BABOON ID	Sex	1	2	3	4	5	6	7	8	9	10	11	12	13	14	15	16	17	18	19	20	21	22	23	24	25	26	27	28	29	30	TOTAL
MT 13 (Y-W)	M																								1							1
TK 55	M																					2,2								2,2,2	2	6
TKF7	M																															
TKF13	F																															
Un ID male	M	2,2				2	6	6		1	1	2	7		2	1																11
UnID Female	F					2		6		1		2	1																			5
UN ID juvenile												2																				1
Un ID individuals						2,2					1																					3
Troop																																
	%	TIME SPENT IN TOWN (Minutes)																												HRS		
Troop	0,0																															0,00
Individuals	5,2	30				165	15	90		120	80	20	60		80	80						60			140				60	10	16,83	
Roost:	AM	9	9	5	9	4	1	5,6	5	10	10	1	1	1	9	9	10	2	6	1	5	5	4	5	2,14	2,14	5,9	1	1	11	3	
Roost:	PM	9	5	9	4	1	5,6	5	10	10	1	1	1	9	9	10	2	6	1	5	5	4	5	2,14	2,14	5,9	1	1	11	3	5	
Roost Sites	1	Tea Garden				2	Upper Tea Garden				3	Manor House Pines				4	Picnic Site 1				5	Picnic Site 2										
	6	Picnic Site 3				7	Tokai Bridge				8	Mikes Stables Pines				9	Chrysalis Gums				10	Laundry Pines										
	11	Silvermine Pines				12	Promised Land Gums L5				13	Lower Reservoir				14	Other				15											
ID Features of Baboons																																
General remarks	<i>Bold, black and italics text indicates non-urban raids.</i>																															

Figure 7: The Tokai Troop's raid sheet for September 2019.

#### Incidents that affected management

##### TK55

- On 19 September an untagged male in the Tokai Troop, TK55 was captured and tagged with double blue tags.
- TK55 raided six bins during September at areas such as Cape Academy, Bloekom Laan and the Forest Glade Centre.

### **MT13 and TK55**

- During September MT13 and TK55 had various altercations with each other throughout the month. MT13 appears to have retained his leadership status and no serious injuries were noted in either of these two males.
- On 23 September, TK55 spent the majority of the day in a pine tree while MT13 also spent the entire day away from the Troop moving on his own. This behaviour continued up until 26 September, when both males were back with the Troop however they kept their distance from each other. The reason for the males not being with the troop during this period seems to be that TK55 was hiding from MT13 because MT13 was trying to push TK55 out of the troop.

### **Zwaanswyk**

- Unidentified individuals in the Tokai Troop entered the Zwaanswyk residential area using holes under the fence on one occasion during September 2019.

### **Forest Glade**

- Individuals entered Forest Glade on four occasions during September. One house raid took place. Individuals also ate from fruit trees in Forest Glade during these incursions.

### **Cape Academy**

- During September, unidentified individual baboons from the Tokai Troop raided bins at the Cape Academy on one occasion.

### **Bloekom Laan**

- An untagged male raided a bin at Bloekom Laan on one occasion during September.

### **Dalmore Road Tokai**

- Unidentified individuals entered Tokai on four occasions and raided bins and ate from fruit trees around Dalmore Road and Anderson Close.

### **Births and Deaths**

- No births or deaths were recorded for the Tokai Troop during September 2019.

## **2. ZWAANSWYK TROOP**

### **In Town Statistics**

- Time out of town for the troop was 99.8 %.
- Time out of town for individuals was 96 %.
- The troop slept mostly at the Tea Garden during September 2019.

## Incidents that affected management

### TK54

- TK54 entered the urban area on three occasions and raided an occupied picnic table at the SANParks' Tokai picnic site in September.
- On 7 September, TK54 together with an untagged female and juvenile raided an occupied picnic table at the SANParks' Tokai picnic site.
- TK54 and MT8 continued to compete for alpha status of the Zwaanswyk Troop and have been fighting since August.

HWS: TROOP MONTHLY REPORT																																
SECTOR		CLASSES OF BEHAVIOUR																														
NORTH		1	In urban area	4	Attacking pets	7	Threatening behaviour/attack/stealing food																									
BABOON TROOP:	ZWAANSWYK	2	Raid bins	5	Raid unoccupied house or vehicle	8	Breaking & Entering/Damaging property																									
MONTH: SEPTEMBER	YEAR: 2019	3	Non malicious damage	6	Raid occupied house or vehicle	9	Nocturnal Raiding																									
BABOON ID	Sex	1	2	3	4	5	6	7	8	9	10	11	12	13	14	15	16	17	18	19	20	21	22	23	24	25	26	27	28	29	30	TOTAL
TK54 (R-R) GPS collar	M			1				7								1	1															4
MT 8			1	1	2	1				1		2,2,2		2,2	1	1	1				1		2,2						2	2	18	
TKF5	F																													2	1	
Un ID Male	M																													2	1	
Un ID Females	F				2		7			1		2,2,2			1	1	1				1							2	2	11		
Un ID juveniles							7				1																		2	3		
Un ID individuals																													2	1		
Troop																													2	1		
		%	TIME SPENT IN TOWN (Minutes)																									HRS				
Troop		0,2																												30	0,50	
Individuals		4,0		80	60	44	105				30		150			170	55	20				30							30	12,90		
Roost:	AM	10	5	5	9	5	1	5	5	10	4,5	1	1	1	10	4	1	1.14	1	1	6	4	10	4	2	2	3	2	2	12	1	
Roost:	PM	5	5	9	5	1	5	5	10	4,5	1	1	1	10	4	1	1.14		1	6	4	10	4	2	2	3	2	2	12	1	10	
Roost Sites		1	Tea Garden				2	Upper Tea Garden				3	Manor House Pines				4	Picnic Site 1				5	Picnic Site 2									
		6	Picnic Site 3				7	Tokai Bridge				8	Mikes Stables Pines				9	Chrysalis Gums				10	Laundry Pines									
		11	Silvermine Pines				12	Promised Land Gums L5				13	Lower Reservoir				14	Other				15										
ID Features of Baboons																																
General remarks	<i>Bold, black and italics text indicates non-urban raids.</i>																															

**Figure 8:** The Zwaanswyk Troop raid sheet for September 2019.

- TK54 attempted to kill various infants and juveniles during September, believed to be offspring of MT8. Due to this conflict between the two males, the troop split into two groups up until 18 September, when TK54 was found by HWS staff, paralyzed in the Tea Garden.
- A veterinarian assessed TK54 and he was subsequently euthanased for humane reasons. It is thought, that TK54 could have fallen out of a tree during an altercation with MT8. The carcass was x-rayed but the results were inconclusive as to the cause of the paralysis. The cause of death was declared to be natural.

### MT8

- MT8 entered the urban area on 11 occasions during September and raided 10 bins.
- MT8 together with a female slept in a pine tree opposite the Cape Academy on one occasion during



September and raided an un-occupied picnic site at Silvermine, when the troop went to the Silvermine Dam on 28 September.

### **Cape Academy**

- During September, an unidentified baboon entered town on five occasions and on two of these occasion bins were raided.
- During September the entire Zwaanswyk Troop entered Cape Academy on one occasion.

### **Births and Deaths**

- On 18 September, TK54 was found in the Tea Garden paralyzed. He was euthanized for humane reasons. The cause of death is assumed to be natural after falling from a tree during a fight.

## **3. CONSTANTIA TROOP 1 (CT1)**

### **In Town Statistics**

- Time out of town for the troop was 99.8 %.
- Time out of town for individuals was 97.1 %.
- The troop mostly slept at the Lower Gums sleep site during September 2019.

### **Incidents that affected management**

#### **Price Drive:**

- CT1 entered Price Drive on one occasion during September in order to get into Groot Constantia. Numerous bins were raided along Price Drive and Ou Wingerd Road.

#### **CON16**

- During September, CON16 raided the restaurants on Groot Constantia on four occasions and entered the urban area on four occasions.

#### **MT14**

- MT14 entered the urban area on three occasions during September and raided bins on two occasions.

HWS: TROOP MONTHLY REPORT																																	
SECTOR		CLASSES OF BEHAVIOUR																															
NORTH		1	In urban area	4	Attacking pets	7	Threatening behaviour/attack/stealing food																										
BABOON TROOP: CT1		2	Raid bins	5	Raid unoccupied house or vehicle	8	Breaking & Entering/Damaging property																										
MONTH: SEPTEMBER	YEAR: 2019	3	Non malicious damage	6	Raid occupied house or vehicle	9	Nocturnal Raiding																										
BABOON ID	Sex	1	2	3	4	5	6	7	8	9	10	11	12	13	14	15	16	17	18	19	20	21	22	23	24	25	26	27	28	29	30	TOTAL	
MT14 (Bi-Bi)	M																1			2	2										3		
CON16 (R-W)	M	6		6	6												6	1		2	2										7		
CONF1	M																			2											1		
Un ID Male	M																			2											1		
Un ID Female	F																			2											1		
Un ID Juveniles																				2											1		
Un ID Individuals																				2	2										2		
Troop																				2											1		
		TIME SPENT IN TOWN (Minutes)																													HRS		
		%																															
Troop		0,2																														30	0,50
Individuals		2,9															115	32		330	90											9,45	
Roost:	AM	5	2	2	2	2	2	2	8	5	2	8	2	8	2	2	1	1	8	5	5	5	5	1	2	3	3	1	1	2	8		
Roost:	PM	2	2	2	2	2	2	8	5	2	8	2	8	2	2	1	1	8	5	5	5	5	1	2	3	3	1	1	2	8	1		
Roost Sites		1	Upper Gums	2	Lower Gums	3	Bike Trail Gums	4	Middle Plantation	5	Price drive stream																						
		6	Buitenverwachting Gums	7	Block 10 Gums	8	Castle Gums	9	Dumping Site	10	Veels-te-Ver																						
		11	Watergat	12	Other	13		14		15																							
ID Features of Baboons																																	
General remarks		<i>Bold and italics text indicates non-urban raids.</i>																															

Figure 9: CT1 Troop raid sheet for September 2019.

## Births and Deaths

- No births or deaths were recorded in the CT1 during September.

## 4. CONSTANTIA TROOP 2 (CT2)

### In Town Statistics

- Time out of town for the troop was 100%.
- Time out of town for individuals was 99.8%.
- The troop mostly slept at the Block 10 Gums Sleep Site during September 2019.

### Incidents that affected management

#### MT18

- On two occasions during September, MT18 grabbed food off the table from people sitting at the Coffee Block Restaurant at Buitenverwachting. MT18 also entered Klein Constantia Road on one occasion during September.

HWS: TROOP MONTHLY REPORT																																
SECTOR		CLASSES OF BEHAVIOUR																														
NORTH		1	In urban area	4	Attacking pets	7	Threatening behaviour/attack/stealing food																									
BABOON TROOP: CT2		2	Raid bins	5	Raid unoccupied house or vehicle	8	Breaking & Entering/Damaging property																									
MONTH: SEPTEMBER	YEAR: 2019	3	Non malicious damage	6	Raid occupied house or vehicle	9	Nocturnal Raiding																									
BABOON ID	Sex	1	2	3	4	5	6	7	8	9	10	11	12	13	14	15	16	17	18	19	20	21	22	23	24	25	26	27	28	29	30	TOTAL
MT 18 (G-G)	M													1											7	7					3	
Un ID Male	M																															
Un ID Female	M																															
Un ID Juveniles	M																															
Un ID Individuals	F																															
Troop																																
	%	TIME SPENT IN TOWN (Minutes)																												HRS		
Troop	0,0																														0,00	
Individuals	0,2													40																	0,67	
Roost:	AM	7	7	6	7	10	6	6	6	7	7	7	7	7	6	7	6	7	6	6	6	6	6	10	10	6	6	6	7	6	6	6
Roost:	PM	7	6	7	10	6	6	6	7	7	7	7	7	6	7	6	7	6	6	6	6	6	10	10	6	6	6	7	6	6	6	6
Roost Sites	1	Upper Gums				2	Lower Gums				3	Bike Trail Gums				4	Middle Plantation				5	Price drive stream										
	6	Buitenverwachting Gums				7	Block 10 Gums				8	Castle Gums				9	Dumping Site				10	Veels-te-Ver										
	11	Watergat				12	Other				13					14					15											
ID Features of Baboons																																
General remarks	<i>Bold and italics text indicates non-urban raids.</i>																															

Figure 10: CT2 raid sheet for September 2019.

## Births and Deaths

- No births or deaths were recorded in the CT2 Troop

## 5. MOUNTAIN TROOP

### In Town Statistics

- Time out of town for the troop was 100 %.
- Time out of town for individuals was 100 %.
- The troop slept mostly at Veels-te-Ver Sleep Site during September 2019.

### Incidents that affected management

#### MT15

- MT15 raided two bins on Buitenverwachting during September.

#### MT17

- On 1 September 2019, MT17 was found paralyzed on Veels-ter-Ver. He was euthanased for humane reasons and the carcass was taken to the SPCA and was x-rayed on the same day. The x rays did not show any visible signs of bone fractures or explain the cause of the paralysis. This baboon had spent

several evenings fighting with another male in the tall trees above the local houses. It is most likely that he fell during a fight and therefore the cause of death is, like TK54, considered natural.

HWS: TROOP MONTHLY REPORT																																
SECTOR		CLASSES OF BEHAVIOUR																														
NORTH		1	2	3	4	5	6	7	8	9	10	11	12	13	14	15	16	17	18	19	20	21	22	23	24	25	26	27	28	29	30	TOTAL
BABOON TROOP:	MOUNTAIN	1	In urban area	4	Attacking pets	7	Threatening behaviour/attack/stealing food																									
MONTH: SEPTEMBER	YEAR: 2019	2	Raid bins	5	Raid unoccupied house or vehicle	8	Breaking & Entering/Damaging property																									
		3	Non malicious damage	6	Raid occupied house or vehicle	9	Nocturnal Raiding																									
BABOON ID	Sex	1	2	3	4	5	6	7	8	9	10	11	12	13	14	15	16	17	18	19	20	21	22	23	24	25	26	27	28	29	30	TOTAL
CON 11 (Y-Y)	M																															
MT 15 (Pi-Pi)	M											2,2																				2
MT 17 (B-B)	M																															
Un ID AD Male	M																															
UN ID SA Male	M																															
UN ID Female	F																															
Un ID Juv																																
Un ID Individuals																																
Troop																																
	%	TIME SPENT IN TOWN (Minutes)																													HRS	
Troop	0,0																															0,00
Individuals	0,0																															0,00
Roost:	AM	1	1	1	1	1	1	1	6	1	1	1	1	6	8	1	8	1	1	1	1	6	8	1	1	1	1	15	3	6	3	
Roost:	PM	1	1	1	1	1	6	1	1	1	1	6	8	1	8	1	1	1	1	6	8	1	1	1	1	15	3	6	3	1		
Roost Sites	1	Veels-Te-Ver stores		2	Veels-Te-Ver Resevior		3	Veels-Te-Ver Kramat		4	Buitenverwachting gums		5	Block 10 Gums																		
	6	Block 5 pines		7	Watergat		8	Harris Pines		9	Bike trails		10	Upper gums																		
	11	Tea Garden		12	Vodacom Tower		13	Manor House Pines		14	Tokai picnic		15	other																		
ID Features of Baboons																																
General remarks	<i>Bold and italics text indicates non-urban raids.</i>																															

## Births and Deaths

- No births were recorded for the Mountain Troop during September.
- MT17 was found to be paralyzed on 1 September and was euthanased for humane reasons. The cause of the paralysis is considered natural.

## NORTH REGIONAL SUMMARY:

### Births and Deaths

- In September there were two deaths and no births in the northern sub-population.

### Recommendations

- Signage** informing the public to **lock their vehicle doors** and keep **windows closed** should be placed at the **SANParks' boom gate** on Tokai road to reduce baboons **raiding vehicles**.
- Signage** informing visitors to Chrysalis Academy not to leave their bags unattended is recommended.
- Bins** at the **SANParks' Picnic Site** need to be closed properly to prevent baboon raids.

- The **electrified perimeter fence** at the **SANParks' Tokai Picnic Site** should be **upgraded and maintained** on a regular basis, to prevent baboons from entering the picnic site to raid.
- **Regular maintenance and upgrades to electrified perimeter fences on wine estates and other areas** will reduce baboon incursions. **Regular trimming and removal of overhanging trees** and closing of excavations would also reduce baboon access.
- Measures such as storing food in secure areas will reduce the amount of human derived foods (HDF's) that are available to baboons. This should reduce the level of raiding at **Chrysalis Academy**.
- Measures such as the **baboon-proofing of private and staff houses on wine estates will also reduce baboon access to HDF's**.
- The **horse gate** at the **Zwaanswyk fence** needs to be **closed constantly** to ensure that baboons do not enter the urban area.
- **Insulating** the electrical bushings of the **Veels-te-Ver transformer box** by placing covers over them will prevent baboons from getting **electrocuted**.

## C. COMMUNITY AWARENESS AND EDUCATION

### **Community Conservation Officer's Monthly Feedback for September 2019:**

Various tasks are carried out on a monthly basis to improve education and raise awareness amongst the baboon-affected communities on the Cape Peninsula. The focus is on baboon-proofing residential homes and securing waste areas at homes, businesses and public spaces. Regular tasks include site visits to check on waste management and visits to residential houses that have been raided by baboons or have been noted as having a baboon attractant on the property.

HWS is working with the CoCT Solid Waste department to ensure baboon-affected areas are supplied with lockable, secure bins. Other common attractants are fruit trees, accessible vegetable gardens, accessible compost heaps and access to human-derived foods. Educational materials are distributed in baboon-affected areas, with education and awareness sessions being conducted at schools, in communities and at affected organisations. Stakeholder meetings are also arranged with interested and affected parties.

This past month, a bin audit was conducted in the baboon-affected streets of Capri. A community meeting regarding baboon awareness and education was held with Welcome Glen residents on 4 September. Baboon awareness workshops were carried out with the 220 women of 19 Bravo course at Chrysalis Academy in Tokai, as well as with 34 staff members of Jonkershuis Restaurant on Groot Constantia Wine Estate. Numerous residential visits were carried out in Da Gama Park.

**Table 1:** Summary of awareness-raising tasks carried out in baboon-affected communities on the south Peninsula in September 2019.

Tasks	Activities - September 2019			
	South East Da Gama	South-East Smits/Waterfall	South-West	North
Site visits		Millers Point Picnic Site; Black Marlin; Happy Valley Home	Heron Park; In2Foods; Rodgers Fruiterer	Chrysalis Academy; Cape Academy; Forest Glade Shopping Centre; Jonkershuis Restaurant; Simons Restaurant; Tokai Picnic Site
Residential visits	Da Gama			
Education/Awareness sessions				Chrysalis Academy-19 Bravo course; Jonkershuis Restaurant
Bin audit			Capri (south west section)	
Stakeholder Meetings	Welcome Glen Residents Meeting			

## D. GENERAL COMMENTS ON ALL BABOON TROOPS

### 1. POPULATION CHARACTERISTICS

During September 2019, there were four deaths and one birth in the managed population.

TROOP	END JUNE TOTALS							SEPTEMBER 2019			Total observed Births (1 July 2019 to 30 June 2020)	Total observed Deaths (1 July 2019 to 30 June 2020)	Total Migrations (1 July 2019 to 30 June 2020)
	2013	2014	2015	2016	2017	2018	2019	Births	Deaths	Emigration / Immigration			
Da Gama	42	43	46	52	52	55	48	1	1		2	2	0
Smitswinkel	21	22	24	29	33	35	31	0	0		2	0	0
Waterfall	28	29	31	33	37	40	48	0	0		2	1	0
GOB	20	19	16	17	23	29	23	0	0		0	0	0
Misty Cliffs	17	16	9	11				0	0		0	0	0
Slangkop	37	40	35	41	40	44	43	0	1		0	1	0
<b>SUB TOTAL</b>	<b>165</b>	<b>169</b>	<b>161</b>	<b>183</b>	<b>185</b>	<b>203</b>	<b>193</b>	<b>1</b>	<b>2</b>		<b>6</b>	<b>4</b>	
Zwaanswyk	28	28	30	28	30	20	20	0	1		0	2	1
Tokai	64	70	62	65	69	75	91	0	0		0	6	-1
Mountain	41	47	49	47	57	60	73	0	1		3	4	0
CT1	70	69	77	81	63	46	64	0	0		1	1	0
CT2					22	10	8	0	0		0	0	0
<b>SUB TOTAL</b>	<b>203</b>	<b>214</b>	<b>218</b>	<b>221</b>	<b>241</b>	<b>211</b>	<b>256</b>	<b>0</b>	<b>2</b>		<b>4</b>	<b>13</b>	
<b>TOTAL</b>	<b>368</b>	<b>383</b>	<b>379</b>	<b>404</b>	<b>426</b>	<b>414</b>	<b>449</b>	<b>1</b>	<b>4</b>		<b>10</b>	<b>17</b>	

**Table 2:** Population data for the eleven managed troops on the Cape Peninsula in September 2019. Emigration/Immigration figures show animal movements between troops and are accommodated in the troop population totals.



One birth occurred in the Da Gama Troop. Two deaths occurred in the southern sub-population, a case of infanticide was recorded in Da Gama and the other death was due to injuries sustained during a baboon and dog altercation. Two deaths occurred in the northern sub-population. Both were humane euthanasias carried out because of paralysis believed to be the result of falling out of trees during two separate fights between males.

Deaths	END JUNE TOTALS:							Current Contract	SEPT 2019	TOTAL (since July 2012)
	2012/13	2013/14	2014/15	2015/16	2016/17	2017/18	2018/19	2019/20		
Management	17	10	9	4	11	8	4	2		65
Human Induced (HID)	5	3	22	13	5	8	17	6	1	79
<i>Direct **</i>	5	3	4	8	2	7	8	6	1	43
<i>Indirect ***</i>			18	5	3	1	9			36
Natural	19	21	22	8	27	28	18	7	3	152
PLOHP****						7				7
Unknown	5	9	5	8	7	13	6	2		53
<b>TOTAL DEATHS</b>	<b>46</b>	<b>43</b>	<b>58</b>	<b>33</b>	<b>50</b>	<b>64</b>	<b>45</b>	<b>17</b>	<b>4</b>	<b>356</b>

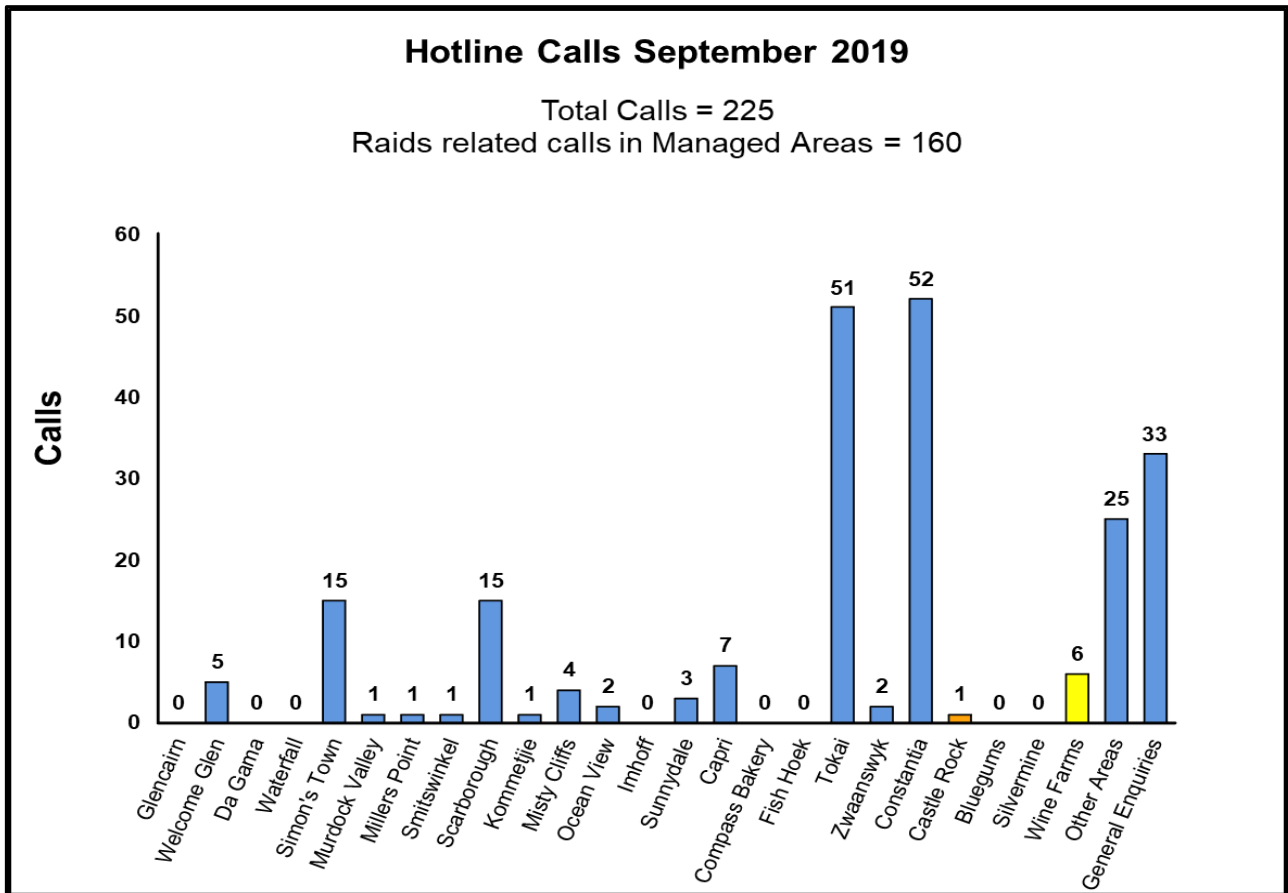
**Table 3:** Causes of baboon deaths since 2012 (\*Data collected during the first half of 2012 provided by Baboon Research Unit, UCT); \*\*Deaths caused directly by humans such as motor vehicle accidents, shooting, poisoning and dogs. \*\*\*Deaths caused indirectly by humans such as electrocutions. \*\*\*\*Private Land Owner Hunting Permit; Deaths of damage causing animals hunted on farmland in accordance with a provincial hunting permit issued by CapeNature in terms of Nature Conservation Ordinance 19 of 1934.

## 2. HOTLINE DATA

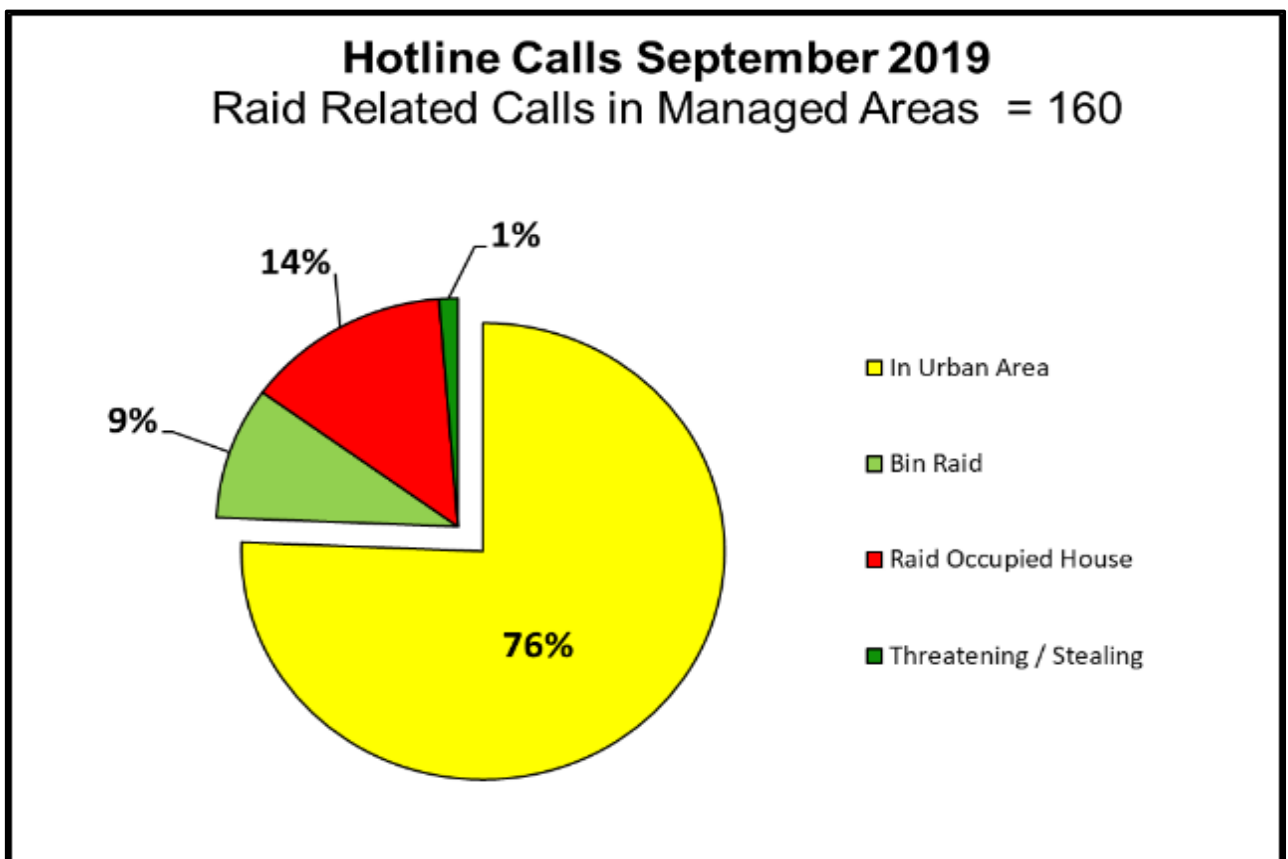
During September 2019, there was a total of 225 hotline calls, 160 of which were raid-related calls received from managed areas. This is reduction of calls from last month's total of 344 calls. However, the calls from Constantia and Tokai remained high this month.

The high volume of calls can be attributed to conflict within the Zwaanswyk Troop. There was conflict between MT8 and TK54 and this led to individuals from both the Tokai and Zwaanswyk troops entering the urban area to raid.

Poor waste management and lack of availability of baboon-proof bins resulted in an increase in bin raids this month. Raids of occupied houses were also high this month.



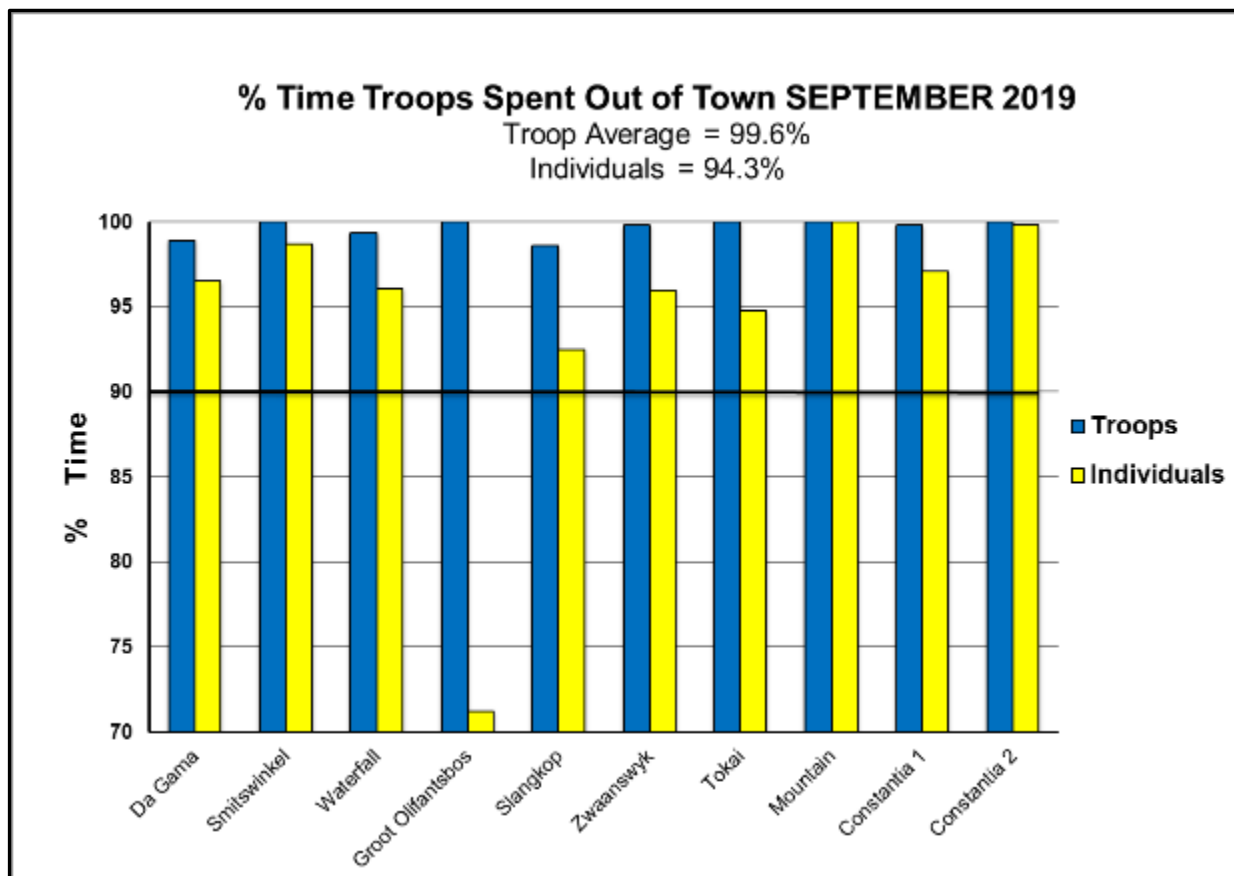
**Figure 11:** Hotline calls summary per urban area for January 2019. Raid related hotline calls are calls reporting managed baboons in urban areas. Managed Areas are those areas in which managed baboon troops raid. Other Areas, represent those areas beyond the urban edge or the range of managed baboons.



**Figure 12:** Composition of raid-related hotline calls during September 2019.

### 3. PERCENTAGE TIME OUT OF TOWN

The percentage time the troops spent out of town in September 2019 remained high this month at 99.6% Individuals averaged 94.3% of their time out of town. Most time spent in town can be attributed to the four females from the GOB Troop, who moved through Scarborough and Misty Cliffs on a number of occasions this month.



**Figure 13:** Percentage time troops spent out of town during September 2019. The solid line at 90% indicates the City of Cape Town’s 2014 and current contract requirement.

## E. CONCLUSION

The onset of spring this year has again been good for the baboons. The time out of town for troops was 99.6%, and there was a reduction in raid related hotline calls from 280 in August to 160 in September. Most of these raids were the result of fighting between rival males, or males entering urban areas to avoid the conflict.

Spring is typically a good time for the baboons. This year's good winter and spring rains, combined with heat from the onset of summer and moisture in the soil has resulted in the fynbos flourishing. This September baboons had a good supply of food out of town, and as such there were fewer hotline calls to the rangers.

Notwithstanding the good rains, there remain a host of incentives to raid town, because in many areas waste management is poor. This was most evident in Da Gama Park and Simon's Town, and particularly around the Naval barracks and other Naval facilities. In addition, now with the advent of spring, there were many fruiting trees which are an added attractant to baboons. It was mostly individuals which were committing these raids, but unfortunately these raids invariably start training the next generation to raid as well.

Dr Phil Richardson

**HUMAN WILDLIFE SOLUTIONS (PTY) LTD**