



Photo: Stephanus Ferreira

Human Wildlife Solutions

Monthly Report

December 2019

TABLE OF CONTENTS:

A. INTRODUCTION	3
B. BABOON MANAGEMENT AND RAID REPORTING	3
SOUTH EASTERN REGION – AREA MANAGER: BRONWYN MAREE / CATH SHUTTE	3
1. SMITSWINKEL BAY TROOP	3
2. WATERFALL TROOP	5
3. DA GAMA TROOP	7
SOUTH EAST REGIONAL SUMMARY:	8
Births and Deaths	8
Recommendations.....	8
SOUTH WESTERN REGION – AREA MANAGER: CATH SHUTTE.....	9
1. GROOT OLIFANTSBOS TROOP (GOB)	9
2. THE SLANGKOP TROOP	10
3. THE PLATEAU ROAD TROOP	11
SOUTH WEST REGIONAL SUMMARY:.....	12
Births and Deaths	12
Recommendations.....	12
NORTHERN REGION – AREA MANAGER: STEPhANUS FERREIRA	12
1. TOKAI TROOP	12
2. ZWAANSWYK TROOP	13
Births and Deaths	15
3. CONSTANTIA TROOP 1 (CT1)	15
Births and Deaths	16
4. CONSTANTIA TROOP 2 (CT2)	16
Births and Deaths	16
5. MOUNTAIN TROOP	16
Births and Deaths	16
NORTH REGIONAL SUMMARY:	17
Births and Deaths	17
Recommendations.....	17
C. COMMUNITY AWARENESS AND EDUCATION	17
Community Conservation Officer’s Monthly Feedback for December 2019.....	17
D. GENERAL COMMENTS ON ALL BABOON TROOPS	19
1. POPULATION CHARACTERISTICS	19
2. Hotline Data	20
3. Percentage Time Out of Town.....	21
E. CONCLUSION	21

A. INTRODUCTION

This monthly report covers the period from 1 to 31 December 2019. This December continued to follow a similar trend as seen for the last 5 years of baboon management on the Cape Peninsula. Since 2013, troops have spent over 99% of their time out of town during December, and this year is no different, with troops spending 99.7% of their time out of town. This is attributed to the fact that during December the fynbos is still full of flowers and buds and therefore providing excellent forage for the baboons before the heat of summer sets in.

B. BABOON MANAGEMENT AND RAID REPORTING

SOUTH EASTERN REGION – AREA MANAGER: BRONWYN MAREE / CATH SHUTTE

1. SMITSWINKEL BAY TROOP

In Town Statistics

- The Smitswinkel Bay Troop spent 100% of its time out of town in December 2019. Individuals time spent out of town increased this month from 99,6% in November to 99,8% in December.
- The Smitswinkel Bay Troop utilised its southern sleep sites for 18 nights and the northern sleep sites for 13 nights of the month.

HWS: TROOP MONTHLY REPORT																																		
SECTOR		CLASSES OF BEHAVIOUR																																
SOUTH EAST		1	2	3	4	5	6	7	8	9	10	11	12	13	14	15	16	17	18	19	20	21	22	23	24	25	26	27	28	29	30	31	TOTAL	
BABOON TROOP:	SMITS	1	2	3	4	5	6	7	8	9	10	11	12	13	14	15	16	17	18	19	20	21	22	23	24	25	26	27	28	29	30	31	TOTAL	
MONTH: DECEMBER	YEAR: 2019	1	2	3	4	5	6	7	8	9	10	11	12	13	14	15	16	17	18	19	20	21	22	23	24	25	26	27	28	29	30	31	TOTAL	
SWB6	M																																	0
PR3	M																					2		6,7	1									4
UnId Males	M																																	0
UnId Females	F																																	0
UnId Juveniles																																		0
UnId Individuals																											1							1
Troop																																		0
	%	TIME SPENT IN TOWN (Minutes)																														HRS		
Troop	0,0																																	0,00
Individuals	0,2																						18		8	7		8						0,68
Roost:	AM	6	2	3	1	1	3	6	5	6	6	3	2	1	1	1	7	1	1	1	4	4	6	6	6	6	5	6	5	5	3	1	1	
Roost:	PM	2	3	1	1	3	6	5	6	6	3	2	1	1	1	7	1	2	1	4	4	6	6	6	6	6	5	5	3	1	1	7		
Roost Sites	1	Smits Caves				2	Partridge Point				3	Bluegums				4	Millers Point				5	Rocklands Farm												
	6	Castle Rock				7	SANParks				8	Other/Unknown				9	Murdoch Valley Cliffs				10													
ID Features of Baboons																																		
General remarks	<i>Black, bold and italics text indicates raids at SANParks. Red Italics and bold indicate raids on the farms.</i>																																	

Figure 1: The Smitswinkel Bay Troop raid sheet for December 2019.

Incidents that affected management

Black Marlin Restaurant

- The Black Marlin Restaurant was visited by baboons on only one occasion this month.
- PR3 an adult male, managed to gain access to one of the new bins outside the kitchen, which was already damaged through incorrect use.



Figure 2. The new bin box outside the Black Marlin kitchen, with a broken lid.

Millers Point Boat Club

- The Millers Point Boat Club has been a point source feeding attractant for the baboons this month.
- Poor waste management at the boat club has given individual baboons the opportunity to gain access to bin waste.



Figure 3. Poor waste management and non-baboon-proof bins at the Millers Point Boat Club.

Births and Deaths

- There were no births and one death in the Smitswinkel Bay Troop during December 2019. On 3 December 2019, an adult female was seen carrying a dead infant. The cause of death is suspected to be infanticide.

2. WATERFALL TROOP

In Town Statistics

- The Waterfall Troop spent 99,5% of its time out of the urban area in December 2019.
- Individual time out of town decreased from 95% in November to 90,9% in December.
- 53% of raids took place on South African Navy properties and 47% of raids occurred in the urban area.
- The Waterfall Troop predominantly slept on the Waterfall Cliffs Sleep Site (21 nights), the mountain behind the South African Naval Armament Depot (SANAD) (7 nights), on the Happy Valley Cliffs Sleep Site (2 nights), and on North Peak for the remaining one night.

HWS: TROOP MONTHLY REPORT																																									
SECTOR		CLASSES OF BEHAVIOUR																																							
SOUTH EAST		1	In urban area	4	Attacking Pets	7	Threatening behaviour/attack/stealing food																																		
BABOON TROOP:	WATERFALL	2	Raid bins	5	Raid unoccupied house or vehicle	8	Breaking & Entering/Damaging property																																		
MONTH: DECEMBER	YEAR: 2019	3	Non malicious damage	6	Raid occupied house or vehicle	9	Nocturnal Raiding																																		
BABOON ID	Sex	1	2	3	4	5	6	7	8	9	10	11	12	13	14	15	16	17	18	19	20	21	22	23	24	25	26	27	28	29	30	31	TOTAL								
CON4	M			2		6		1	1	2			2			2	2			6					1	5,6	1							13							
WF5	M								2,1,2	6,2	2	2			1	2		2,2	6	1		7		1,2,7	2	2,6	1,6,7			1	1	1	26								
UnID Males	M	2	2	2				1	6	2	2	1					2,6			1	6	6,7	1	2	1							2	18								
UnID Females	F	2	2	2	6				2	2			2			2	2	2,2	1	1					2	2	1					1,1,2	19								
UnID Juveniles		2		2													2,2	1,6	1	6						2					1,1,2,1	13									
UnID Individuals						1	1			2	2		2				2			6	6			5,6,7	1	5,6	2,5,6,7			1	1	20									
Troop						1		5,6,7	5,6,7	5,6,7	5,6,7						5,6,7	2,5,6					1			1			1	1	1	23									
		TIME SPENT IN TOWN (Minutes)																														HRS									
Troop	0.5																															30	30	28	15	1.72					
Individuals	9.1																															20	5	102	65	255	110	65	10	25	29.22
Roost:	AM	10	10	10	10	1	1	1	1,2	1	1	1	1	10	10	1	1	1	1	2	1	1	1	15	1	2	1	1	10	10	1	1									
Roost:	PM	10	10	10	1	1	1	1,2	1	1	1	1	10	10	1	1	1	1	2	1	1	1	15	1	2	1	1	10	10	1	1	1									
Roost Sites		1	Waterfall Cliff	2	Happy Valley Mtn	3	Signal School	4	Admiral Footpath	5	Red Hill																														
		6	Mountain CoGHN	7	Gate 3 - Plateau Road	8	Shamballah Pines	9	North Peak	10	SANAD																														
		11	Bungalow	12	Murdock Valley Cliffs	13	Rocklands Valley	14	Other	15	Quarry																														
ID Features of Baboons																																									
General remarks		Red, BoldItalics indicates raiding inside the South African Naval Ammunition Depot (SANAD) and Signal School . Black, Italics indicates raiding on farms.																																							

Figure 4: The Smitswinkel Bay Troop raid sheet for December 2019.

Incidents that affected management

The South African Navy: Simon’s Town

- Individuals raided bins at navy facilities on 29 occasions and in the urban area of Simon’s Town on 17 occasions this month.

- Rooms were each raided on naval and urban land on 24 and 11 occasions respectively.
- Raids that took place on naval land constituted 72% of the raids, while raids on urban land were 28%.

WF5

- WF5, an adult male from the Waterfall Troop continued to be difficult to manage this month.
- WF5 formed smaller raiding parties to raid in Simon's Town, moving extensively throughout the Admirals Kloof area, while the troop remained on the mountain above the waterfall.
- WF5 was responsible for four occupied house/room raids and grabbed food from people on three occasions this month.
- On 7 December 2019, WF5 and a small group of individuals slept away from the troop. The troop roosted on the cliffs above Barnard Road and WF5 roosted on the cliffs above Happy Valley.

Happy Valley Home

- Waste management at the Happy Valley Home in Simon's Town continued to act as an attractant to the baboons this month.
- Happy Valley Home bins were raided on eight occasions during December.



Figure 5: Poor waste management at the Happy Valley Home in Simon's Town.

Births and Deaths

- Two births were reported in the Waterfall Troop during December 2019.
- On 12 December 2019 an adult female was seen carrying a dead infant, the cause of death is suspected as infanticide.

3. DA GAMA TROOP

In Town Statistics

- Time out of town for the Da Gama Troop was 98,5% in December 2019, compared to 99,5% in November 2019.
- For individuals, time out of the urban area decreased from 97,7% in November 2019 to 95,8% in December. Just over 13 hours were spent in town by individuals this month.
- The troop spent eight nights out of town during December, utilising Solole and Grootkop Sleep Sites. For the remainder of the month (23 nights), the troop utilised the Dagleish pine trees near the Da Gama Park naval flats, the Da Gama Park naval flats and 2nd and 5th Avenue Sleep Sites.

HWS: TROOP MONTHLY REPORT																																			
SECTOR		CLASSES OF BEHAVIOUR																																	
SOUTH EAST		1	2	3	4	5	6	7	8	9	10	11	12	13	14	15	16	17	18	19	20	21	22	23	24	25	26	27	28	29	30	31	TOTAL		
BABOON TROOP:	DA GAMA	1	In urban area		4	Attacking pets		7	Threatening behaviour/ attacking/ stealing food																										
MONTH: DECEMBER	YEAR: 2019	2	Raid bins		5	Raid unoccupied house or vehicle		8	Breaking & Entering/Damaging property																										
		3	Non malicious damage		6	Raid occupied house or vehicle		9	Nocturnal Raiding																										
BABOON ID	Sex	1	2	3	4	5	6	7	8	9	10	11	12	13	14	15	16	17	18	19	20	21	22	23	24	25	26	27	28	29	30	31	TOTAL		
Troop											1						1											1		1		1	1	5	
DG14 (O-G)	M								2,1		6						1									1					8	1	6	8	
DGF1	F																																	0	
DGF2	F																																	0	
DGF4	F																																	0	
DGF6 (P-Y)	F																																	0	
DGF7 (G-G)	F																																	0	
UniD Females	F								1				1			1	1								1		1				1	8,6	9		
UniD Female	F						1				1					1									2,1		1,2			1	1		9		
UniD Individuals		1,2,1	1,1						2							1							3,3		1,1		2,1						13		
UniD Juvs							1	5																	1								3		
	%																																		
Troop	1,5										10						160												85		6		25	4,77	
Individuals	4,2	33	30				285	60	28		15			40			95	20								175	10		15	11			13,62		
Roost:	AM	1	1	2	3	2	2	2	1	1	1	20	20	2	2	27	27	2	2	2	1	27	1	1	2	27	2	27	1	3	3	1			
Roost:	PM	1	2	3	2	2	2	2	1	1	20	20	2	2	27	27	2	2	2	2	27	27	1	2	27	2	27	2	3	3	1	1			
Roost Sites	1	Flats						2	Pines - Flats						3	Pines - Da Gama						4	Pines - WG						5	Sport Fields Stables					
	6	Compass Bakery						7	Pines - Outspan						8	Jacks Shop						9	Elsie's Peak						10	Rotary Camp					
	11	Witsand						12	Slangkop						13	Platkop						14	Rasta Camp						15	Ocean View					
	16	KL sleep site						17	Maylands						18	Elsies River Valley						19	Red Hill / Windford						20	Grootkop					
	21	16th Avenue, DG						22	Lewis Gay Dam						23	Pinehaven						24	Kleinplaas Dam						25	Scarborough					
	26	Blue Gums, Waterworks						27	Solole						28	Other																			
ID Features of Baboons																																			
General remarks	Bold, <i>italics</i> indicate raids in a non-urban area.																																		

Figure 6: The Da Gama Troop raid sheet for December 2019.

Incidents that affected management

DG14 (adult male)

- DG14 raided a bin in 9th Avenue, Da Gama Park.
- DG14 raided an occupied house on the road leading to the Brooklands Waterworks and gained access to fruit, bread and onions. This site is outside the urban area and therefore not classed as an urban raid.
- DG14 broke a window and gained access into an occupied room of one of the Bluefin naval flats.
- DG14 and two females entered a house on 14th Avenue, Da Gama Park and gained access to cereal and peanuts. One bowl was also broken.

Da Gama Park

- An unidentified male baboon entered 3rd Avenue and attempted to raid an empty bin, while an unidentified male raided a bin in 1st Avenue.
- A juvenile baboon raided an unoccupied kitchen in Da Gama Road.
- Unidentified baboons broke a window in 14th Avenue (the same house mentioned under DG14). Two female baboons broke a window and gained access into an unoccupied flat in Bluefin Court, a South African Navy staff residence.

Births and Deaths

- There were no births or deaths in the Da Gama Troop during December 2019.

SOUTH EAST REGIONAL SUMMARY:

Births and Deaths

- There were two births and two deaths in the South East region this month. The two births occurred in the Smitswinkel Bay Troop and there was one infanticide in each of the Smitswinkel Bay and Waterfall troops during December.

Recommendations

- **The fruit which is visible on fruit trees in baboon-affected areas should be harvested** to remove this attractant for baboons.
- **Open vegetable gardens** should be baboon-proofed. Baboon-proofing of all domestic vegetable gardens in baboon-affected areas will reduce baboon incursions into the suburbs.
- **New baboon-proof bins** are required for many properties in Da Gama and Welcome Glen.
- **Poor waste management at the South African Naval Armament Depot (SANAD) and the Waterfall Barracks** needs to be addressed to reduce the number of incidents occurring.
- **Waste and recycling collection should be prioritised** to occur in the early morning to prevent this waste from being an attractant to baboons (particularly in Dagleish and Van der Graaf Avenues, Da Gama Park).
- The **use of clear recycling bags** in baboon-affected areas should be re-evaluated as this remains an attractant for baboons.
- The installation of baboon-proof bins at the **West Yard, South African Navy docks** would assist in preventing baboon raids. Baboon-proofing at **the West Yard** cafeteria is recommended.
- Raids at **Waterfall Barracks** and **Happy Valley Home** would be considerably reduced if residents **closed doors and windows** when they left their rooms.
- A baboon-proofing solution is required for the **'What's Your Flava' café** in Simon's Town to prevent baboons from raiding the shop.

SOUTH WESTERN REGION – AREA MANAGER: CATH SHUTTE

1. GROOT OLIFANTSBOS TROOP (GOB)

In Town Statistics

- The GOB Troop spent the majority of the month within the Cape of Good Hope (CoGH) section of the Table Mountain National Park (TMNP).
- The troop roosted within the boundaries of the CoGH for 27 nights and at Wildschutsbrand for four nights this month.
- Two of the three GOB females (also referred to as the GOB individuals), roosted within the CoGH for 15 nights and at the Misty Cliffs Sleep Site for 16 nights.
- The third remaining adult female and the juvenile roosted at the Misty Cliffs Sleep Site for 30 nights and inside the village of Scarborough for one night. The GOB individuals spent 54% of their time out of the urban area this month.

HWS: TROOP MONTHLY REPORT																																	
SECTOR		CLASSES OF BEHAVIOUR																															
SOUTH WEST		1	In urban area	4	Attacking pets	7	Threatening behaviour/attack/stealing food																										
BABOON TROOP:	GOB	2	Raid bins	5	Raid unoccupied house or vehicle	8	Breaking & Entering/Damaging property																										
MONTH: DECEMBER	YEAR: 2019	3	Non malicious damage	6	Raid occupied house or vehicle	9	Nocturnal Raiding																										
BABOON ID	Sex	1	2	3	4	5	6	7	8	9	10	11	12	13	14	15	16	17	18	19	20	21	22	23	24	25	26	27	28	29	30	31	TOTAL
Unld Males	M																																0
GOBF1	F																1				1	1	1	1	1	1,2	1	2	1	1,2	1		14
Females	F	1	1,6,6	1	1,6	1	1	1,5	1	1	1	1	6	6		1	1		6		1	1	1	1,6	1	1,2	1,6	2	1,6	1,2	1		35
Unld Individuals																																	0
Juveniles		1	1,6,6	1	1,6	1	1	1,5	1	1	1	1	6	6		1	1		6		1	1	1	1,6	1	1,2	1,6	2	1	1,2	1,6		35
Troop																																	0
	%	TIME SPENT IN TOWN (Minutes)																													HRS		
Troop	0,0																														0,00		
Individuals	46,0	360	555	605	505	510	635	710	270	210	610	190	229	585		20	50		240		160	390	390	27	160	100	170	195	140	410	460	148,10	
Roost:	AM	2,1	2,10	2,1	2,1	2,1	2,1	2,1	2,1	2,1	2,1	2,1	2,1	2,1	2,1	2,1	2,1	5,1	2,1	2,1	5,1	5,1	2,1	2,1	2,1	5,1	2,1	2,1	2,1	2,1	2,1	2,1	2,1
Roost:	PM	2,10	2,1	2,1	2,1	2,1	2,1	2,1	2,1	2,1	2,1	2,1	2,1	2,1	2,1	2,1	5,1	2,1	2,1	5,1	5,1	2,1	2,1	2,1	5,1	2,1	2,1	2,1	2,1	2,1	2,1	2,1	2,1
Roost Sites		1	Misty Cliffs 1	2	CoGH Reserve	3	Red Hill	4	Shamballah	5	Wildschutsbrand																						
		6	Perdekloof	7	CoGH Nursery	8	Misty Cliffs 2	9	Gate 1	10	Other																						
ID Features of Baboons																																	
General remarks		<i>Black, bold and italics text indicates raids at SANParks.</i>																															

Figure 7: The GOB Troop raid sheet for December 2019.

Incidents that affected management

GOB individuals

- On 16 December, the two GOB individuals moved out of the CoGH after spending 24 nights inside the CoGH. The two females moved through Scarborough and joined the other adult female and juvenile.

Births and Deaths

- No births or deaths were recorded for the GOB Troop during December 2019.

2. THE SLANGKOP TROOP

In Town Statistics

- The troop spent 99,4% of its time out of the urban area.
- Individuals time out of town increased this month from 94,4% in November to 96,3% in December.
- The troop slept in the pine trees behind Ocean View for the majority (19 nights) of the month, on the roof of In2Foods Compass Bakery for nine nights and at Compass Cliffs Sleep Site for the remainder (three nights) of the month.

HWS: TROOP MONTHLY REPORT																																	
SECTOR		CLASSES OF BEHAVIOUR																															
SOUTH WEST		1	In urban area	4	Attacking pets	7	Threatening behaviour/attack/stealing food																										
BABOON TROOP:	Slangkop	2	Raid bins	5	Raid unoccupied house or vehicle	8	Breaking & Entering/Damaging property																										
MONTH:	DECEMBER	3	Non malicious damage	6	Raid occupied house or vehicle	9	Nocturnal Raiding																										
YEAR:	2019																																
BABOON ID	Sex	1	2	3	4	5	6	7	8	9	10	11	12	13	14	15	16	17	18	19	20	21	22	23	24	25	26	27	28	29	30	31	TOTAL
SK6	M				1,2				1	2	1	1																					6
SK10	M	1			1				2,1	2	1	1		2					2,2	1				1,6,1	1,2							16	
UniD Males	M	1							2			1		1									1	1								6	
UniD Females	F				2						1	1		1					2	1			1	1,2							9		
UniD Juveniles					2					2				1																	3		
UniD Individuals									1																	2					2		
Troop																				1											1		
		TIME SPENT IN TOWN (Minutes)																												HRS			
Troop	0,6																				115											1,92	
Individuals	3,7	25			29				104	10	15	105		28					90	20			213	72							11,85		
Roost:	AM	2	5	2	2	5	2	2	3	5	2	2	2	2	2	2	2	3	2	2	5	2	3	5	5	2	2	5	2	5	5	2	
Roost:	PM	5	2	2	5	2	2	3	5	2	2	2	2	2	2	2	3	2	2	5	2	3	5	5	2	2	5	2	5	5	2	2	
Roost Sites		1	Slangkop						2	Ocean View							3	Compass Bakery					4	Witsand						5	Other		
ID Features of Baboons																																	
General remarks	<i>Red, bold and italics text indicates raids at Rogers Farm and the City waste disposal site</i>																																

Figure 8: The Slangkop Troop’s raid sheet for December 2019.

Incidents that affected management

Heron Park

- Individual baboons moved through In2Foods Compass Bakery on three occasions and Heron Park on two occasions.
- Bins in Heron Park and In2Foods were raided this month.

Capri and Ocean View

- The movement of individual baboons through Ocean View decreased this month.
- Individual baboons entered Ocean View on 14 occasions in November 2019 and on five occasions this month.
- Individual baboons moved through Capri twice during the month.

SK6 (adult male)

- On 12 December 2019, SK6, an adult male from the Slangkop Troop, was euthanased in terms of the Baboon Management Guidelines for raiding behaviour:

http://baboons.org.za/images/Protocols/Guidelines_for_Baboon_Management_March_2019.pdf.

Births and Deaths

- On 12 December, SK6 was euthanased, following approval, in terms of the Baboon Management Guidelines for raiding behaviour.
- On 18 December, a female was seen carrying a dead infant. The cause of death is infanticide.
- There were no births recorded in the Slangkop Troop this month.

3. THE PLATEAU ROAD TROOP

HWS rangers manage the Plateau Road Troop on Plateau Road, but not on agricultural land. The Plateau Road Troop does not raid in the official urban area and is therefore not a fully managed troop. HWS has a ranger stationed on Plateau Road to manage the interface between tourists and baboons. The aim is to prevent tourists from feeding and interacting with baboons.

Incidents that affected management**Sleep Site preference**

- The troop slept in the pine trees at Gate 7 for the majority of the month (26 nights) and at the Gate 4 Sleep Site for the remainder (5 nights) of the month.

Troop Movement

- The troop spent the majority of the month foraging under the pine trees and in the indigenous vegetation at Gate 7.
- The troop moved extensively through its ranging area this month.
- The troop entered the CoGH section of the Table Mountain National Park on seven occasions during the first half of the month.

SOUTH WEST REGIONAL SUMMARY:

Births and Deaths

- There were no births and two deaths in the South West during December 2019. SK6 was euthanased in terms of the Baboon Management Guidelines for raiding behaviour and a dead infant was seen on 18 December, the cause of death is suspected to be infanticide.

Recommendations

- All **fruiting trees or visible fruit** should be harvested from fruit trees in baboon-affected areas.
- **Baboon-proof bins** should be used by commercial businesses in **Heron Park** to prevent raiding.
- **The Hub Restaurant** should install a security gate to restrict access to the shop by baboons.
- **In2Foods Compass Bakery** should install additional electric fencing to weak spots around the bakery to prevent access to the bakery roof.

NORTHERN REGION – AREA MANAGER: STEPHANUS FERREIRA

1. TOKAI TROOP

In Town Statistics

- Time out of town for the troop was 100%.
- Time out of town for individuals was 100%.
- The troop slept 16 nights in the Tea Garden and 10 nights in the SANParks' Tokai Picnic Site during December and moved up to Silvermine Dam on three occasions.

Incidents that affected management

Porter Estate

- On 10 December, an untagged male raided an occupied house on Porter Estate after 20h00.

The Range Function and Conference Venue

- One untagged female raided a bin at The Range during December.
- An untagged sub-adult male and an adult female raided a bin at The Range on a separate occasion.

Silvermine Dam

- An untagged sub-adult male and an adult female took food from people picnicking at the Silvermine Dam.

SANParks’ Tokai Picnic Site

- An untagged female baboon raided an occupied table at the SANParks’ Tokai Picnic Site.

Births and Deaths

- No births or deaths were recorded during December 2019.

HWS: TROOP MONTHLY REPORT																																	
SECTOR		CLASSES OF BEHAVIOUR																															
NORTH		1	In urban area	4	Attacking pets	7	Threatening behaviour/attack/stealing food																										
BABOON TROOP:	TOKAI	2	Raid bins	5	Raid unoccupied house or vehicle	8	Breaking & Entering/Damaging property																										
MONTH: DECEMBER	YEAR: 2019	3	Non malicious damage	6	Raid occupied house or vehicle	9	Nocturnal Raiding																										
BABOON ID	Sex	1	2	3	4	5	6	7	8	9	10	11	12	13	14	15	16	17	18	19	20	21	22	23	24	25	26	27	28	29	30	31	TOTAL
MT 13 (Y-W)	M																																
TKF7	F																																
TKF12 (B)	F																																
TKF13 (Y)	F																																
TKF15 (CB)	F																																
Un ID male	M										6,9												7	2								4	
UnID Female	F																					2	7	2		7						4	
UN ID juvenile																																	
Un ID individuals																																	
Troop																																	
	%																																HRS
Troop	0,0																																0,00
Individuals	0,0																																0,00
Roost:	AM	1	10	1	2	1	11	6	1	5	9	3	1	2	1	1	1	5	5,7	1	1	1	2	2	2	6	5	6	6	5	5	5	
Roost:	PM	10	1	2	1	11	6	1	5	9	3	1	2	1	1	1	5	5,7	1	1	1	2	2	2	6	5	6	6	5	5	5		
Roost Sites	1	Tea Garden				2	Upper Tea Garden				3	Manor House Pines				4	Picnic Site 1				5	Picnic Site 2											
	6	Picnic Site 3				7	Tokai Bridge				8	Mikes Stables Pines				9	Chrysalis Gums				10	Laundry Pines											
	11	Silvermine Pines				12	Promised Land Gums L5				13	Lower Reservoir				14	Cape Academy				15												
ID Features of Baboons																																	
General remarks	<i>Bold, black and italics text indicates non-urban raids.</i>																																

Figure 9: The Tokai Troop’s raid sheet for December 2019.

2. ZWAANSWYK TROOP

In Town Statistics

- Time out of town for the Zwaanswyk Troop was 100%.
- Time out of town for individuals was 97,2%.
- The troop slept 12 nights at the Tea Garden and 9 nights at the SANParks’ Tokai Picnic Site during December 2019.

Incidents that affected management

MT8

- MT8 raided four bins and three occupied houses at Firgrove and Cape Academy combined, while being accompanied by a female and juvenile baboon.
- MT8 also slept in the urban area adjacent to the Cape Academy on three occasions, together with a female and juvenile, during December.
- On 12 December 2019, MT8, an adult male from the Zwaanswyk Troop, was euthanased in terms of the Baboon Management Guidelines for raiding behaviour:

[http://baboons.org.za/images/Protocols/Guidelines for Baboon Management March 2019.pdf](http://baboons.org.za/images/Protocols/Guidelines%20for%20Baboon%20Management%20March%202019.pdf).

Forest Glade

- TK55 and TKF5 entered Forest Glade on one occasion during December, but no raids were recorded during this time.

Chrysalis Academy

- A juvenile baboon raided an unoccupied building at Chrysalis Academy during December.

SANParks' Tokai Picnic Site

- Two occupied tables were raided in the picnic area by an unidentified female. A bin was also raided by TKF4 (an adult female) and a juvenile baboon in December.

HWS: TROOP MONTHLY REPORT																																				
SECTOR		CLASSES OF BEHAVIOUR																																		
NORTH		1	2	3	4	5	6	7	8	9	10	11	12	13	14	15	16	17	18	19	20	21	22	23	24	25	26	27	28	29	30	31	TOTAL			
BABOON TROOP:	ZWAANSWYK	1	In urban area	4	Attacking pets	7	Threatening behaviour/attack/stealing food																													
MONTH: DECEMBER	YEAR: 2019	2	Raid bins	5	Raid unoccupied house or vehicle	8	Breaking & Entering/Damaging property																													
		3	Non malicious damage	6	Raid occupied house or vehicle	9	Nocturnal Raiding																													
BABOON ID	Sex	1	2	3	4	5	6	7	8	9	10	11	12	13	14	15	16	17	18	19	20	21	22	23	24	25	26	27	28	29	30	31	TOTAL			
TK55 (B-B)	M																																	1	1	
MT8 (G-W)	M		2,2	1	1	2,6,6,6	2																												9	
TKF5 (G)	F																																		1	
TKF4 (O)	F																																		2	1
Un ID Male	M																																			
Un ID Females	F		2	1	1	2,6,6,6	1									7										2								7	11	
Un ID juveniles			2	1	1	2,6,6,6	1							5																				2	10	
Un ID individuals																																				
Troop																																				
	%	TIME SPENT IN TOWN (Minutes)																														HRS				
Troop	0,0																															0,00				
Individuals	2,8	60	30	8	370	12																				15							40	8,92		
Roost:	AM	1	10	3	5,14	2,14	2,14	1	3	6	2	1,3	1	2	2	3	8	6	6	3	3	2	2	7	2	6	6	3	4	4	8	6				
Roost:	PM	10	3	5,14	2,14	2,14	1	3	6	2	1,3	1	2	2	3	8	6	6	3	3	2	2	7	2	7	7	3	4	4	8	6	8				
Roost Sites		1	Tea Garden	2	Upper Tea Garden	3	Manor House Pines	4	Picnic Site 1	5	Picnic Site 2																									
		6	Picnic Site 3	7	Tokai Bridge	8	Mikes Stables Pines	9	Chrysalis Gums	10	Laundry Pines																									
		11	Silvermine Pines	12	Promised Land Gums L5	13	Lower Reservoir	14	Cape Academy	15																										
ID Features of Baboons																																				
General remarks	<i>Bold, black and italics text indicates non-urban raids.</i>																																			

Figure 10: The Zwaanswyk Troop's raid sheet for December 2019.

Births and Deaths

- No births were recorded for the Zwaanswyk Troop during December 2019.
- MT8 was euthanased on 12 December 2019, following approval in terms of the Baboon Management Guidelines for raiding behaviour.

3. CONSTANTIA TROOP 1 (CT1)

In Town Statistics

- Time out of town for the troop was 100%.
- Time out of town for individuals was 99,5%.
- The troop mostly slept at the Lower Gums (8 nights), the Upper Gums (7 nights), and at the Bike Trails Sleep Sites (6 nights) in December 2019.

HWS: TROOP MONTHLY REPORT																																		
SECTOR		CLASSES OF BEHAVIOUR																																
NORTH		1	2	3	4	5	6	7	8	9	10	11	12	13	14	15	16	17	18	19	20	21	22	23	24	25	26	27	28	29	30	31	TOTAL	
BABOON TROOP:	CT1	1	In urban area	4	Attacking pets	7	Threatening behaviour/attack/stealing food	2	Raid bins	5	Raid unoccupied house or vehicle	8	Breaking & Entering/Damaging property	3	Non malicious damage	6	Raid occupied house or vehicle	9	Nocturnal Raiding															
MONTH: DECEMBER	YEAR: 2019																																	
BABOON ID	Sex	1	2	3	4	5	6	7	8	9	10	11	12	13	14	15	16	17	18	19	20	21	22	23	24	25	26	27	28	29	30	31	TOTAL	
MT14 (Bi-Bi)	M				2											1																		1
CON16 (R-W)	M				2											1																		1
CONF1 (W)	M																																	
Un ID Male	M																																	
Un ID Female	F																																	
Un ID Juveniles																																		
Un ID Individuals																																		
Troop																																		
	%	TIME SPENT IN TOWN (Minutes)																														HRS		
Troop	0,0																																	0,00
Individuals	0,5				69											30																		1,65
Roost:	AM	1	8	1	3	1	6	6	3	3	1	3	6	1	2	5	8	2	1	5	8	2	6	6	3	3	2	1	2	2	2	2		
Roost:	PM	8	1	3	1	6	6	3	3	1	3	6	1	2	5	8	2	1	5	8	2	6	6	3	3	2	1	2	2	2	2	3		
Roost Sites	1	Upper Gums				2	Lower Gums				3	Bike Trail Gums				4	Middle Plantation				5	Price drive stream												
	6	Buitenverwachting Gums				7	Block 10 Gums				8	Castle Gums				9	Dumping Site				10	Veels-te-Ver												
	11	Watergat				12	Langbos Kloof				13	other				14					15													
ID Features of Baboons																																		
General remarks																																		

Figure 11: The CT1 Troop’s raid sheet for December 2019.

Incidents that affected management

Price Drive

- During December, there were only two incidents of baboons entering Price Drive, by CON16 and MT14 respectively. Only one bin raid was recorded for each of these individuals during these incursions.

Births and Deaths

- One birth was recorded, and an infanticide was reported in the CT1 Troop on 21 December 2019.

4. CONSTANTIA TROOP 2 (CT2)

In Town Statistics

- Time out of town for the troop was 100%.
- Time out of town for individuals was 100%.
- The troop mostly slept at the Buiten Gums Sleep Site during December 2019.

Incidents that affected management

- No incidents occurred in the CT2 Troop during December, that affected usual management.

Births and Deaths

- No births or deaths were recorded in the CT2 Troop during December 2019.

5. MOUNTAIN TROOP

In Town Statistics

- Time out of town for the troop was 100%.
- Time out of town for individuals was 100%.
- The troop slept mostly at Veels-te-Ver Sleep Site during December 2019.

Incidents that affected management

- No incidents occurred during December that affected management.

Births and Deaths

- No births or deaths were recorded in the Mountain Troop during December 2019.

NORTH REGIONAL SUMMARY:

Births and Deaths

- In December there was one birth and two deaths in the North region.

Recommendations

- **Signage** informing the public to **lock their vehicle doors** and keep **windows closed** should be placed at the **SANParks boom gate** on Tokai road to reduce baboon **raids on vehicles**.
- **Signage** informing visitors to Chrysalis Academy not to leave their bags unattended is recommended.
- **Bins** at the **SANParks' Tokai Picnic Site** need to be closed properly to prevent baboon raids.
- The **electrified perimeter fence** at the **SANParks' Tokai Picnic Site** should be inspected and **maintained** on a regular basis.
- **Regular maintenance and upgrades to electrified perimeter fences on wine estates and other areas** will reduce baboon incursions. **Regular trimming and removal of overhanging trees** and closing of excavations would also reduce baboon access.
- Measures, such as storing food in secure areas, will reduce the amount of human-derived foods (HDF's) that are available to baboons. This should reduce the level of raiding at **Chrysalis Academy**.
- Removal of fruit trees at the Cape Academy and securing bins in bin cages will reduce the current level of raiding at the **Cape Academy**.
- Measures, such as the **baboon-proofing of private and staff houses on wine estates, will also reduce baboon access to HDF's**.
- **Insulating** the electrical bushings of the **Veels-te-Ver transformer box**, by placing covers over them, will prevent baboons from getting **electrocuted**.

C. COMMUNITY AWARENESS AND EDUCATION

Community Conservation Officer's Monthly Feedback for December 2019

Various tasks are carried out on a monthly basis to improve education and raise awareness amongst the baboon-affected communities on the Cape Peninsula.

In the northern sector during December, visits to Forest Glade Shopping Centre found the bin cage open on numerous occasions. This was addressed with the management on each occasion. Significant improvements have been seen at Chrysalis Academy over the past year. Waste management and baboon-proofing efforts by management have progressed, along with the student education sessions, this has led to a drop in raids by baboons at this site.

In comparison, Cape Academy in Constantia has seen little improvements over the last year, and has consequently seen increased raiding, despite baboon-proofing recommendations provided to the principal.

The majority of bins remain outside of the dedicated bin cages, fruit trees remain scattered around the property and there is much room for improvement around waste management by students and residents living onsite.

In the southern sector, Miller's Point Picnic Site remains a challenge owing to unsecure bins that are in use at this public site. Brick casings have recently been built as an interim measure by City of Cape Town Recreation and Parks Department. Their effectiveness will be monitored going forward. Most other sites continue to struggle with proper waste management due to the current lack of available lockable bins.

Tasks	Activities - December 2019			
	South East Da Gama	South-East Smits/Waterfall	South-West	North
Site visits		Millers Point Picnic Site; Black Marlin; Cape Boat Club; Happy Valley Shelter	Heron Park; In2Foods; Ocean View Multipurpose Centre; Scarborough Restaurants	Chrysalis Academy; Cape Academy; Forest Glade Shopping Centre
Residential visits	Welcome Glen	Castle Rock	Capri	
Education/ Awareness sessions		Smitswinkelbaai holiday programme	Ocean View Multipurpose Centre holiday programme	Beyond bars group
Pamphlet distribution	Da Gama Park			
Stakeholder Meetings		Urban Edge residential group		Veels-ter-Ver transformer; CARBS reps for Ward 62; Eagles Nest Wines

Table 1: Summary of awareness-raising tasks carried out in baboon-affected communities on the Southern Cape Peninsula in December 2019.

D. GENERAL COMMENTS ON ALL BABOON TROOPS

1. POPULATION CHARACTERISTICS

There were three births and six deaths in the managed population during December 2019. Four of the deaths were due to infanticides (a natural occurrence) and the other two were management euthanasias undertaken and approved in terms of the Baboon Management Guidelines for raiding individuals.

TROOP	END JUNE TOTALS							DECEMBER 2019			Total observed Births (1 July 2019 to 30 June 2020)	Total observed Deaths (1 July 2019 to 30 June 2020)	Total Migrations (1 July 2019 to 30 June 2020)
	2013	2014	2015	2016	2017	2018	2019	Births	Deaths	Emigration / Immigration			
Da Gama	42	43	46	52	52	55	48	0	0		4	3	0
Smitswinkel	21	22	24	29	33	35	31	0	1		2	1	0
Waterfall	28	29	31	33	37	40	48	2	1		6	2	0
GOB	20	19	16	17	23	29	23	0	0		0	0	0
Misty Cliffs*	17	16	9	11	-	-	-				-	-	-
Slangkop	37	40	35	41	40	44	43	0	2		2	4	0
SUB TOTAL	165	169	161	183	185	203	193	2	4		14	10	
Zwaanswyk	28	28	30	28	30	20	20	0	1		0	3	2
Tokai	64	70	62	65	69	75	91	0	0		1	8	-2
Mountain	41	47	49	47	57	60	73	0	0		4	4	0
CT1					63	46	64	1	1		3	2	0
CT2	70	69	77	81	22	10	8	0	0		0	0	0
SUB TOTAL	203	214	218	221	241	211	256	1	2		8	17	
TOTAL	368	383	379	404	426	414	449	3	6		22	27	

Table 2: Population data for the eleven managed troops on the Cape Peninsula in December 2019. Emigration/Immigration figures show animal movements between troops and are accommodated in the troop population totals. * The Misty Cliffs individuals have been included in the GOB Troop totals since January 2017, when they merged with the GOB Troop.

Deaths	END JUNE TOTALS:								Current Contract 2019/20	DEC 2019	TOTAL (since July 2012)
	2012/13	2013/14	2014/15	2015/16	2016/17	2017/18	2018/19	2019/20			
Management	17	10	9	4	11	8	4	4	4	2	67
Human Induced (HID)	5	3	22	13	5	8	17	7	7		80
Direct **	5	3	4	8	2	7	8	7	7		44
Indirect ***			18	5	3	1	9				36
Natural	19	21	22	8	27	28	18	14	14	4	157
PLOHP****						7					7
Unknown	5	9	5	8	7	13	6	2	2		55
TOTAL DEATHS	46	43	58	33	50	64	45	25	25	6	366

Table 3: Causes of baboon deaths since 2012 (*Data collected during the first half of 2012 provided by Baboon Research Unit, UCT); **Deaths caused directly by humans such as motor vehicle accidents, shooting, poisoning and dogs. ***Deaths caused indirectly by humans such as electrocutions. ****Private Land Owner Hunting Permit; Deaths of damage causing animals hunted on farmland in accordance with a provincial hunting permit issued by CapeNature in terms of Nature Conservation Ordinance 19 of 1934.

2. HOTLINE DATA

During December 2019 there were 180 calls to the hotline, of which 152 were raid-related received from managed areas. This was an increase from 83 raid-related calls in November 2019. Most of the calls received during December 2019 were from Simon’s Town, Scarborough and Misty Cliffs, largely due to WF5 and the GOB individuals being in town.

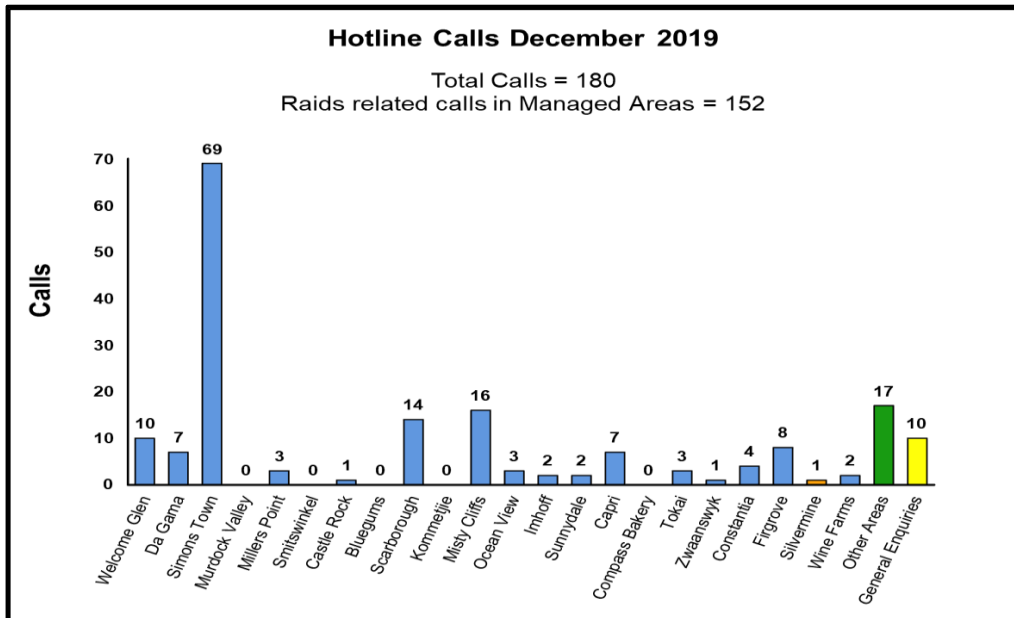


Figure 12: Hotline calls summary per urban area for January 2019. Raid related hotline calls are calls reporting managed baboons in urban areas. Managed Areas are those areas in which managed baboon troops raid. Other Areas, represent those areas beyond the urban edge or the range of managed baboons.

The most significant factor of the hotline data this month is that 10% of all raids were occupied house raids. There were 15 occupied house raids in total, five of these were by the GOB individuals and six were from individuals raiding in Simon’s Town.

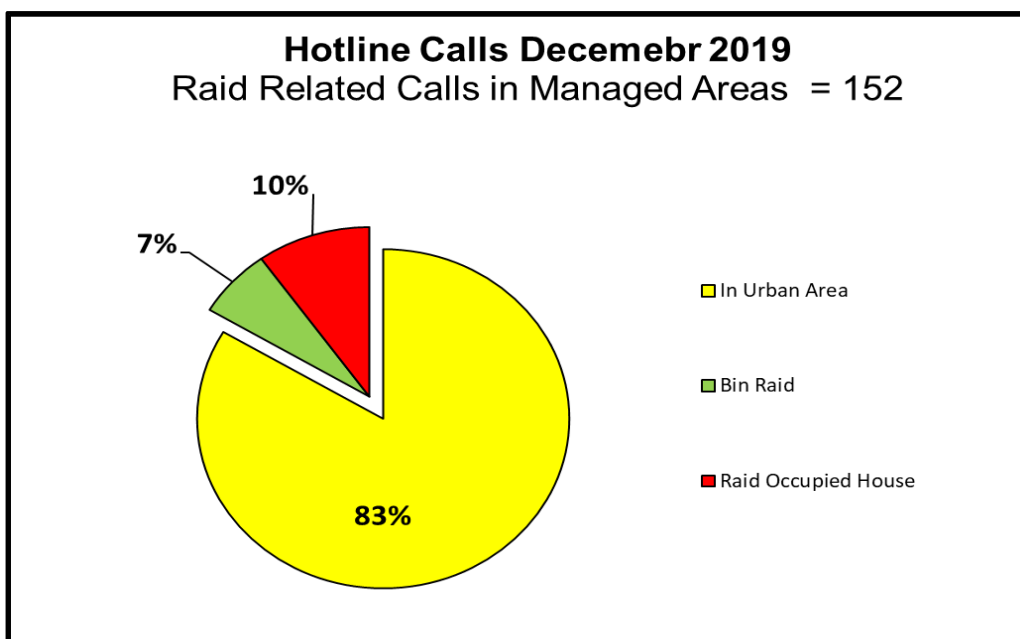


Figure 13: Composition of raid-related hotline calls during December 2019.

3. PERCENTAGE TIME OUT OF TOWN

The percentage time the troops spent out of town in December 2019 was 99,7%, a slight decrease from November when the troops time out of town was 99,9% of the time. Da Gama, Slangkop and Waterfall Troops were responsible for this decrease in time out of town this month.

There was also a slight decrease in time out of town for individuals from 94,5% in November, to 93,4% in December 2019. As in November 2019, the GOB individuals, spent a high proportion of their time in town (148 hours), while the Waterfall Troop spent 29 hours in town. Individuals from all the other troops spent more than 95% of their time out of town.

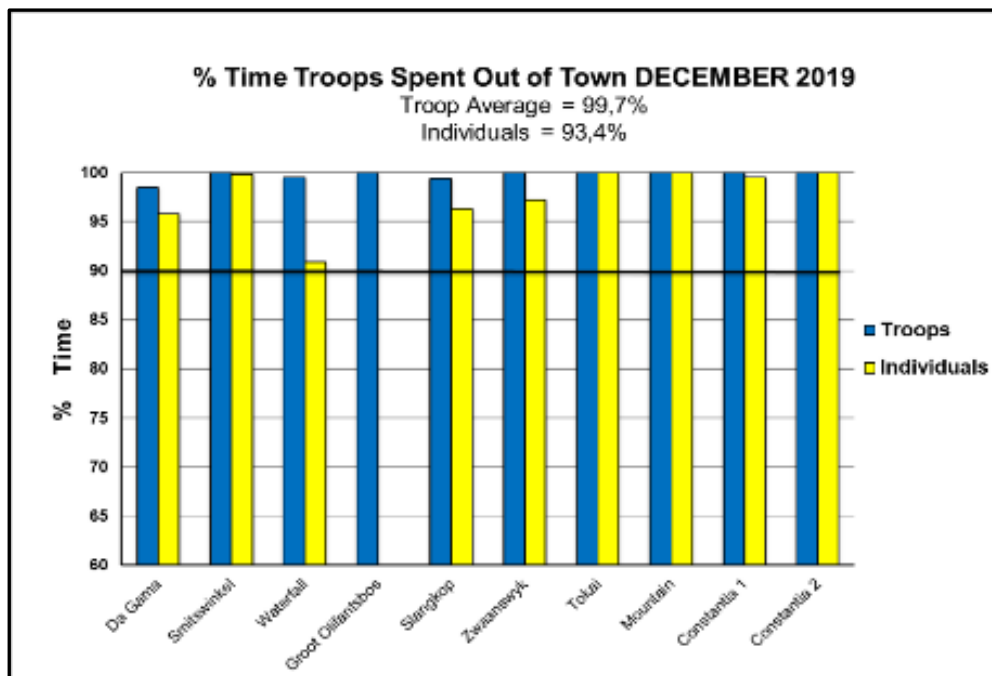


Figure 14: Percentage time troops spent out of town during December 2019. The solid line at 90% indicates the City of Cape Town’s 2014 and current contract requirement.

E. CONCLUSION

Despite the continued high success rate of keeping troops out of the urban environment this month, individuals continue to access the urban environment due to several ongoing issues. Waste management remains a major issue in most areas, which continues to attract individuals into town. Hotspots which remain attractants due to poor waste management in the southern region are the Black Marlin, Miller’s Point Picnic Site, Happy Valley Home and the South African Navy Barracks. In the north, the Cape Academy and the Range Conference and Function Venue are the main areas providing point source attractants.

Raiding by the GOB females in Scarborough and Misty Cliffs, continued to remain high during this month. In Simon's Town, WF5 formed small raiding parties, raiding occupied houses/rooms and taking food from people. Lack of adequate baboon-proofing on naval land and within residential spaces, will continue to provide motivation for baboons to break the line and enter town. Over the past few months, Simon's Town has increasingly become a problem area for baboon raiding. The point sources of food are provided by the navy at the Simon's Town Naval Barracks, Admiralty House and West Yard. With all these sources of Human Derived Foods (HDFs), WF5 has become a repeat raider and frequently leads small raiding parties of females and juveniles into town to raid. This is not healthy for humans or for baboons.

Dr Phil Richardson

HUMAN WILDLIFE SOLUTIONS (PTY) LTD