



Photo: Stephanus Ferreira

Human Wildlife Solutions

Monthly Report

January 2020

TABLE OF CONTENTS:

A. INTRODUCTION	3
B. BABOON MANAGEMENT AND RAID REPORTING	3
SOUTH EASTERN REGION – AREA MANAGER: BRONWYN MAREE / CATH SHUTTE	3
1. SMITSWINKEL BAY TROOP	3
2. WATERFALL TROOP	5
3. DA GAMA TROOP	7
SOUTH EAST REGIONAL SUMMARY:	9
Births and Deaths	9
Recommendations.....	9
SOUTH WESTERN REGION – AREA MANAGER: CATH SHUTTE.....	10
1. GROOT OLIFANTSBOS TROOP (GOB)	10
2. THE SLANGKOP TROOP	11
3. THE PLATEAU ROAD TROOP	13
SOUTH WEST REGIONAL SUMMARY:.....	13
Births and Deaths	13
Recommendations.....	13
NORTHERN REGION – AREA MANAGER: STEPhANUS FERREIRA	14
1. TOKAI TROOP	14
2. ZWAANSWYK TROOP	16
Births and Deaths	18
3. CONSTANTIA TROOP 1 (CT1)	18
Births and Deaths	19
4. CONSTANTIA TROOP 2 (CT2)	19
Births and Deaths	19
5. MOUNTAIN TROOP	19
Births and Deaths	20
NORTH REGIONAL SUMMARY:	20
Births and Deaths	20
Recommendations.....	20
C. COMMUNITY AWARENESS AND EDUCATION	21
Community Conservation Officer’s Monthly Feedback for January 2020:	21
D. GENERAL COMMENTS ON ALL BABOON TROOPS	22
1. POPULATION CHARACTERISTICS	22
2. Hotline Data	24
3. Percentage Time Out of Town.....	25
E. CONCLUSION	27

A. INTRODUCTION

This monthly report covers the period from 1 to 31 January 2020. This month was characterized by one major event. This was the migration by the Slangkop Troop onto Slangkop Mountain on 13 January. The Slangkop Troop has not foraged there for any extended period of time for at least 5 years. The mountain can therefore provide a rich source of natural fynbos for this troop. The one major drawback, however, is that the mountain has a very steep and rugged slope all along its northern boundary which leads directly into Kommetjie. It is therefore extremely difficult for rangers to stop baboons from running into Kommetjie whenever they get near to town.

A second drawback, is that because the baboons have not been in Kommetjie for so long, virtually all the townsfolk and businesses have totally neglected their need to be baboon aware. There are virtually no baboon proof bins, garbage is left out in plastic bags, doors and windows to houses are being left open, and most compost heaps and vegetable gardens are completely unprotected. Kommetjie therefore represents a baboon paradise. As a result of this, and extensive raiding led by a few individuals in Da Gama, the average time out of town (98.6%) for all troops is lower this month than it has been for many years.

B. BABOON MANAGEMENT AND RAID REPORTING

SOUTH EASTERN REGION – AREA MANAGER: BRONWYN MAREE / CATH SHUTTE

1. SMITSWINKEL BAY TROOP

In Town Statistics

- The Smitswinkel Bay Troop spent 99.8% of its time out of town in January 2020.
- Individuals time spent out of town decreased this month from 99.8% in December 2019 to 99.2% in January 2020.
- The Smitswinkel Bay Troop utilised its southern sleep sites for 20 nights and the northern sleep sites for 11 nights of the month.

HWS: TROOP MONTHLY REPORT																																			
SECTOR		CLASSES OF BEHAVIOUR																																	
SOUTH EAST		1	In urban area	4	Attacking pets	7	Threatening behaviour/attack/stealing food																												
BABOON TROOP:	SMITS	2	Raid bins	5	Raid unoccupied house or vehicle	8	Breaking & Entering/Damaging property																												
MONTH: JANUARY	YEAR: 2020	3	Non malicious damage	6	Raid occupied house or vehicle	9	Nocturnal Raiding																												
BABOON ID	Sex	1	2	3	4	5	6	7	8	9	10	11	12	13	14	15	16	17	18	19	20	21	22	23	24	25	26	27	28	29	30	31	TOTAL		
SWB6	M																															1	1		
PR3	M				2,5												2			5	1				2,2					1		1	9		
UnID Males	M																2																1		
UnID Females	F																2								2,2									3	
UnID Juveniles																														1			1		
UnID Individuals						2								1											2									3	
Troop																									1									0	
	%	TIME SPENT IN TOWN (Minutes)																												HRS					
Troop	0,2																																	45	0,75
Individuals	0,8				25									10					18		15				8	33					19	10	15	2,55	
Roost:	AM	7	1	1	7	1	7	1	7	1	7	1	7	7	7	7	1	7	7	3	6	6,4	1	4	5	6,4	6,4	4,5	5	5	3	6			
Roost:	PM	1	1	7	1	7	1	7	1	7	1	7	7	7	7	1	7	7	3	6	6,4	1	4	5	6,4	6,4	4,5	5	4	3	6	6			
Roost Sites		1 Smits Caves			2 Partridge Point			3 Bluegums			4 Millers Point			5 Rocklands Farm																					
		6 Castle Rock			7 SANParks			8 Other/Unknown			9 Murdoch Valley Cliffs			10																					
ID Features of Baboons																																			
General remarks		<i>Black, bold and italics text indicates raids at SANParks. Red italics and bold indicate raids on the farms or Smitswinkel.</i>																																	

Figure 1: The Smitswinkel Bay Troop raid sheet for January 2020.

Incidents that affected management

Black Marlin Restaurant

- Individual baboons visited the Black Marlin Restaurant on four occasions this month.
- Bins were raided at the restaurant on three occasions.

Millers Point Boat Club

- The Millers Point Boat Club has once again provided a point source feeding attractant for baboons. Poor waste management at the facility has given individual baboons the opportunity to gain access to unsecured bin waste.

Smitswinkel Bay

- Individual baboons moved into Smitswinkel Bay on three occasions this month.
- Unfortunately, these individuals were able to gain access to unoccupied houses on two occasions and raided a bin once.

PR3

- PR3 was difficult to manage this month. He continued to move away from the troop, often taking other individuals with him, to raid in the urban area.
- PR3 raided two unoccupied houses.
- However, the most concerning is that he slept away from the majority of the troop on four occasions this month. This behavior is evident when the troop moved in the northern section of their ranging area.

Births and Deaths

- There were no births or deaths in the Smitswinkel Bay Troop during January 2020.

2. WATERFALL TROOP

In Town Statistics

- The Waterfall Troop spent 99.4% of its time out of the urban area in January 2020.
- Individual time out of town continued to decrease this month, from 95% in November 2019 to 90.9% in December 2019 to 84.2% in January 2020.
- 70% of raids occurred in the urban area and 30% of raids took place on South African Navy properties.
- The Waterfall Troop predominantly slept on the Waterfall Cliffs Sleep Site (21 nights), the mountain behind the South African Naval Armament Depot (SANAD) (six nights), inside the SANAD facility (two nights) and one night on both the Happy Valley Cliffs Sleep Site and on North Peak.

Incidents that affected management

The South African Navy: Simon's Town

- Individuals raided bins at Navy facilities on 24 occasions and in the urban area of Simon's Town on 39 occasions this month.
- Rooms were each raided on Naval and urban land on 18 and 12 occasions respectively.
- Sixty seven percent of assertive raids took place on Naval land and 33% on urban land.

HWS: TROOP MONTHLY REPORT																																		
SECTOR		CLASSES OF BEHAVIOUR																																
SOUTH EAST		1	In urban area	4	Attacking Pets	7	Threatening behaviour/attack/stealing food																											
BABOON TROOP:	WATERFALL	2	Raid bins	5	Raid unoccupied house or vehicle	8	Breaking & Entering/Damaging property																											
MONTH: JANUARY	YEAR: 2020	3	Non malicious damage	6	Raid occupied house or vehicle	9	Nocturnal Raiding																											
BABOON ID	Sex	1	2	3	4	5	6	7	8	9	10	11	12	13	14	15	16	17	18	19	20	21	22	23	24	25	26	27	28	29	30	31	TOTAL	
CON4	M	2				1	2					2	2																2					7
WF5	M	1	2	2,2	2	1	1	1,2										1	6,1	1,6		2,2,2,1		6,6	1	1,1,2,2	1,2,2	2,1,7,1	2,2,2,2	1,2,2	6	1	41	
UnID Males	M	6	2	2	1							2					1	2,1,6	1,6,1	1,1		2,2	1,2,2	6,1	1,6			2,1,1	2,2,2	6	8	31		
UnID Females	F	1	2	2	1,2	1,1						2						2,1	1,1	1		2,2,2	1	1,1	1,1			1	1	1,2,2,2	5	1	29	
UnID Juveniles																				1			1	1,1				1				1	6	
UnID Individuals		2,1						2		2,2,2							1	2				2,5,6,7						1			1		14	
Troop		2,5,6	2,5,6,7	2,5,6,7		1	1										2,5,6,7	2,5,6,7	2,5,6,7					1	1	2,5,6,7	2,5,6,7	1,2		1			38	
	%	TIME SPENT IN TOWN (Minutes)																														HRS		
Troop	0,6					18	15																					22	17			43		1,92
Individuals	15,8	255	360	100	205	53	45	70									25	110	195	165				20	90	30	195	345	240	135	280	80	60	50,97
Roost:	AM	1	1	1	1	1	15	1	1	10,14	14	10	10	10	10	14	10	1	1	1	1	1,2	1,2	2	1	1	1	1	1	1	1,2	1,2		
Roost:	PM	1	1	1	1	15	1	1	10,14	14	10	10	10	10	14	10	1	1	1	1	1	1,2	1,2	2	1	1	1	1	1	1	1,2	1,2	1	
Roost Sites	1	Waterfall Cliff				2	Happy Valley Mtn				3	Signal School				4	Admiral Footpath				5	Red Hill												
	6	Mountain CoGHN				7	Gate 3 - Plateau Road				8	Shamballah Pines				9	North Peak				10	SANAD												
	11	Bungalow				12	Murdock Valley Cliffs				13	Rocklands Valley				14	Other				15	Quarry												
ID Features of Baboons																																		
General remarks	Red, Bold and Italics indicates raiding inside the South African Naval Ammunition Depot (SANAD) and Signal School. Black, Italics indicates raiding on farms.																																	

Figure 2: The Waterfall Troop raid sheet for January 2020.

WF5

- WF5, an adult male from the Waterfall Troop continued to be difficult to manage this month.
- WF5 formed smaller raiding parties to raid in Simon’s Town, moving extensively throughout the Admirals Kloof area, while the troop remained on the mountain above the waterfall.
- WF5 was responsible for five occupied house/room raids and removed food from people on one occasion this month.
- On 8 January 2020, WF5 and a small group of individuals slept away from the troop. The troop roosted on the Cliffs above the SANAD facility and WF5 roosted on a building roof inside the SANAD facility.
- On 9 January 2020, WF5 broke the line during the late evening, and lead the troop inside SANAD where it roosted on the roof on one of the buildings.
- On 20, 21, 29 and 30 January, WF5 and his small group of females roosted apart from the Troop. This behaviour is concerning because HWS rangers are essentially having to manage two troops of baboons.
- On 27 January 2020, WF5 chased an adult man into his house.

Happy Valley

- Waste management at the Happy Valley Home in Simon’s Town continued to act as an attractant to the baboons this month.
- Happy Valley bins were raided on nine occasions this month alone.

Births and Deaths

- There was one birth this month. On 21 January 2020 an adult female was seen carrying an infant. No deaths were recorded in the Waterfall Troop this month.

3. DA GAMA TROOP**In Town Statistics**

- Time out of town for the Da Gama Troop was 94.4% in January. For individuals, time out of the urban area was 91.3%. This decrease in time out of town for the individuals can be attributed to DG14, as well as small groups of females, entering town and a hotspot in 14th Avenue, Da Gama Park, which is attracting baboons into the urban environment (see Figure 4).
- The troop time out of town decreased due to the troop sleeping on the edge of town on more occasions during this month. As with individuals, the hotspot in 14th Avenue, is attracting baboons into town.
- The troop spent seven nights out of town during January, utilising Solole and Maylands Sleep Sites. For the remainder of the month (24 nights), the troop utilised the Dagleish Pine Trees Sleep Site near the Da Gama Park naval flats as well as the Da Gama Park naval flats and 2nd Avenue Sleep Sites.

Incidents that affected management**DG14 (adult male)**

- DG14 raided an unoccupied kitchen in a flat in Da Gama Park. Many fragile items of glassware were broken, and food was taken during this incursion.
- DG14 broke a kitchen window of an unoccupied flat in Da Gama park and, together with a female, obtained food. The lid of a washing machine was also broken during the incursion.
- DG14 entered an open window of one of the Kroonseil naval flats, where he gained access to food and broke a plate. The flat was occupied at the time.
- DG14 and an unidentified female entered an unoccupied house in 14th Avenue (through a broken window broken), during which they fed on a bag of sugar and several other groceries from a cupboard.
- DG14 had an altercation with a dog in the yard of a house in 5th Avenue, Da Gama Park. The dog suffered minor injuries, while DG14 had some bite wounds on his right leg. DG14 was monitored during the following days and has made a full recovery.
- DG14 entered an occupied house through an open door in Glenalpine Road and took a packet of crackers.

HWS: TROOP MONTHLY REPORT																																		
SECTOR		CLASSES OF BEHAVIOUR																																
SOUTH EAST		1	In urban area	4	Attacking pets	7	Threatening behaviour/ attacking/ stealing food	2	Raid bins	5	Raid unoccupied house or vehicle	8	Breaking & Entering/Damaging property	3	Non malicious damage	6	Raid occupied house or vehicle	9	Nocturnal Raiding															
BABOON TROOP:	DA GAMA																																	
MONTH: JANUARY	YEAR: 2020																																	
BABOON ID	Sex	1	2	3	4	5	6	7	8	9	10	11	12	13	14	15	16	17	18	19	20	21	22	23	24	25	26	27	28	29	30	31	TOTAL	
Troop		1			1								1,1				1,1			1	1													14
DG14 (O-G)	M	2,5										3,5	6		5			1		1			1	2,1		1,1		6		1	1	1		12
DGF1	F																																	0
DGF2	F	1																																1
DGF4	F																																	0
DGF6 (P-Y)	F										1,1																							2
DGF7 (G-G)	F											1							1				1											3
UnID Females	F	1,1		1							1,1				5			1	1,1							1,1								11
UnID Female	F			1							1,1,5				5,3		1	5				1		1									10	
UnID Individuals						1		1		1			1		1		1,1	1	1			1	1,1	1						2			14	
UnID Juvs															5				1								1						3	
%		TIME SPENT IN TOWN (Minutes)																																
Troop	5,6	90			60								55			180			30	100			30	120			30	115	110	160		18,00		
Individuals	8,7	135		20	25		120			260	125	20			230		70	215	105			90	165	10		70			15			27,92		
Roost:	AM	1,3	2	2	1	2	3	17	21	1	27	2	3	2	17	3	2	2	3	1	3	27	27	1	2	3	1	2	3	2	2	17	2	
Roost:	PM	2	2	1	1	3	17	21	3	27	2	3	2	17	3	2	2	3	1	3	27	27	1	2	3	1	2	3	2	2	17	2		
Roost Sites	1	Flats			2	Pines - Flats			3	Pines - Da Gama			4	Pines - WG			5	Sport Fields Stables																
	6	Compass Bakery			7	Pines - Outspan			8	Jacks Shop			9	Elsie's Peak			10	Rotary Camp																
	11	Witsand			12	Slangkop			13	Platkop			14	Rasta Camp			15	Ocean View																
	16	KL sleep site			17	Maylands			18	Elsies River Valley			19	Red Hill / Windford			20	Grootkop																
	21	16th Avenue, DG			22	Lewis Gay Dam			23	Pinehaven			24	Kleinplaas Dam			25	Scarborough																
	26	Blue Gums, Waterworks			27	Solole			28	Other																								
	ID Features of Baboons																																	
General remarks		<i>Bold, italics indicate raids in a non-urban area.</i>																																

Figure 3: The Da Gama Troop raid sheet for January 2020.

Welcome Glen

- An unidentified individual gained access to a bag of bird seed that was left unattended at a house in Gleneagle Road.
- An adult female managed to take two slices of bread out of a breadbox close to the window of a house on Glenoak Road. Shortly afterwards, another individual tried to pry open the window to gain access to the house.



Figure 4: House in 14th Avenue Da Gama Park attracting baboons

Da Gama Park

- An unidentified male baboon entered 3rd Avenue and attempted to raid an empty bin, while an unidentified male raided a bin in 1st Avenue.
- Two females and a handful of juveniles entered the above residence in 14th Avenue, through the same broken window. On leaving the house, one of the females broke another window to exit the house. This particular house is a hotspot, with an easily visible grocery cupboard and large amount of refuse stored in an open back room and outside the house.
- An unidentified female raided the unoccupied kitchen of the same residence in 14th Avenue, gaining access to a large amount of food.
- An individual baboon gained access into the Da Gama Park Convenience Store on the 24 January but did not access any food.

Births and Deaths

- There was one birth and no deaths in the Da Gama Troop during January 2020.

SOUTH EAST REGIONAL SUMMARY:

Births and Deaths

- There were two births and no deaths in the South East region during January 2020. The births were recorded in the Waterfall and the Da Gama troops.

Recommendations

- The **fruit which is visible on fruit trees** in baboon-affected areas **should be harvested** to remove this attractant for baboons.
- **Open vegetable gardens** should be baboon proofed. Baboon-proofing of all domestic vegetable gardens in baboon-affected areas will reduce baboon incursions into the suburbs.
- **New baboon-proof bins** are required for many properties in Da Gama and Welcome Glen.
- **Poor waste management at the South African Naval Armament Depot (SANAD) and the Waterfall Barracks** needs to be addressed to reduce the number of incidents occurring.
- The **use of clear recycling bags** in baboon-affected areas should be re-evaluated as this remains an attractant for baboons.
- The installation of baboon-proof bins at the **West Yard, South African Navy docks** would assist in preventing baboon raids. Baboon-proofing at **the West Yard** cafeteria is recommended.
- **Waste and recycling collection should be prioritised** to occur in the early morning to prevent this waste from being an attractant to baboons throughout the day. This is most important for Dagleish and Van der Graaf Avenues, Da Gama Park.
- Waste **dumping** by residents, as well as **food and litter** from contractors on site, in the open area

adjacent to the Da Gama Park Convenience Store, should be removed from the area.

- Raids at **Waterfall Barracks** and **Happy Valley Home** would be considerably reduced if residents **closed doors and windows** when they left their rooms.
- A baboon-proofing solution is required for the **‘What’s Your Flava’ café** in Simon’s Town to prevent baboons from raiding the shop.

SOUTH WESTERN REGION – AREA MANAGER: CATH SHUTTE

1. GROOT OLIFANTSBOS TROOP (GOB)

In Town Statistics

- The GOB Troop spent the entire month within the Cape of Good Hope (CoGH) section of the Table Mountain National Park (TMNP).
- The troop roosted within the boundaries of the CoGH for 29 nights and at Wildschutsbrand and Perdekloof for one night each this month.
- The three GOB females (also referred to as the GOB individuals), roosted within the CoGH for eight nights and at the Misty Cliffs Sleep Site for 23 nights.
- The GOB individuals spent 79% of their time out of the urban area this month.

HWS: TROOP MONTHLY REPORT																																		
SECTOR		CLASSES OF BEHAVIOUR																																
SOUTH WEST		1	2	3	4	5	6	7	8	9	10	11	12	13	14	15	16	17	18	19	20	21	22	23	24	25	26	27	28	29	30	31	TOTAL	
BABOON TROOP:	GOB	1 In urban area	2 Raid bins	3 Non malicious damage	4 Attacking pets	5 Raid unoccupied house or vehicle	6 Raid occupied house or vehicle	7 Threatening behaviour/attack/stealing food	8 Breaking & Entering/Damaging property	9 Nocturnal Raiding																					TOTAL			
MONTH: JANUARY	YEAR: 2020																																	
BABOON ID	Sex	1	2	3	4	5	6	7	8	9	10	11	12	13	14	15	16	17	18	19	20	21	22	23	24	25	26	27	28	29	30	31	TOTAL	
Unld Males	M																																0	
GOBF1	F	1			1	1	1								1,2	1,5		1	1		1				1,6	1,6		1	1	1		1	1	20
Females	F	1,6,5	1	1	1,5,6	1	1								1,2	1		1	1,5		1		1,6,5	1,6	1,6		1	1	1		1,6	1	30	
Unld Individuals		1,6,5	1,7	1	1,5,6	1	1								1,2	1		1	1		1		1,6	1,6	1,6		1	1,7	1		1,6	1	30	
Juveniles																																	0	
Troop																																	0	
		%	TIME SPENT IN TOWN (Minutes)																											HRS				
Troop		0,0																												0,00				
Individuals		20,6	255	105	255	65	315	175							120	180		325	155		135		365	350	335		195	120	95		155	275	66,25	
Roost:	AM	5,1	2,1	2,1	2,1	2,1	2,1	2	2	2	2	2	2	2	2	2,1	2,1	2,1	2,1	2,1	2,1	2,1	2,1	4,1	2,1	2,1	2,1	2,1	2,1	2,1	2,1	5,1		
Roost:	PM	2,1	2,1	2,1	2,1	2,1	2	2	2	2	2	2	2	2	2,1	2,1	2,1	2,1	2,1	2,1	2,1	2,1	4,1	2,1	2,1	2,1	2,1	2,1	2,1	2,1	5,1	2,1		
Roost Sites		1	2	3	4	5																												
		1 Misty Cliffs 1	2 CoGH Reserve	3 Red Hill	4 Shamballah	5 Wildschutsbrand																												
		6 Perdekloof	7 CoGH Nursery	8 Misty Cliffs 2	9 Gate 1	10 Other																												
ID Features of Baboons																																		
General remarks		<i>Black, bold and italics text indicates raids at SANParks.</i>																																

Figure 5: The GOB Troop raid sheet for January 2020.

Incidents that affected management**Individual Movement**

- GOBF1 was responsible for one unoccupied and two occupied house raids this month.
- The remaining two adult females and juvenile were responsible for four unoccupied house raids and six occupied house raids during January 2020.
- On 6 January, the four GOB individuals moved over the fence and spent 8 consecutive nights inside the CoGH.
- On 27 January 2020, an unfortunate incident occurred. The juvenile baboon came into contact with a human infant in Scarborough. At the time of the incident, the infant was alone on the deck outside of an occupied house. It was reported that the juvenile baboon jumped onto the infant and bit her on the back. Photographic evidence was provided, and the matter was handed over to the CoCT.

Births and Deaths

- No births or deaths were recorded in the GOB Troop this month.

2. THE SLANGKOP TROOP**In Town Statistics**

- The troop spent 92.9% of its time out of the urban area.
- Individuals time out of town decreased this month from 96,3% in December 2019 to 89.4% in January 2020.
- The troop slept on the Slangkop Cliffs 1 Sleep Site for the majority of the month (16 nights), in the pine trees behind Ocean View (five nights), on the roof of In2Foods Compass Bakery for four nights and on the Compass Cliffs Sleep Site and the Slangkop Cliff 2 Sleep Site for three nights each.

Incidents that affected management**Heron Park**

- Individual baboons moved through Heron Park on three occasions.
- Bins in Heron Park and In2Foods were raided this month.

HWS: TROOP MONTHLY REPORT																																	
SECTOR		CLASSES OF BEHAVIOUR																															
SOUTH WEST		1	In urban area	4	Attacking pets	7	Threatening behaviour/attack/stealing food																										
BABOON TROOP:	Slangkop	2	Raid bins	5	Raid unoccupied house or vehicle	8	Breaking & Entering/Damaging property																										
MONTH: JANUARY	YEAR: 2020	3	Non malicious damage	6	Raid occupied house or vehicle	9	Nocturnal Raiding																										
BABOON ID	Sex	1	2	3	4	5	6	7	8	9	10	11	12	13	14	15	16	17	18	19	20	21	22	23	24	25	26	27	28	29	30	31	TOTAL
SK10	M	1,2			1,2	2		2						2	2	1,1	1	1,5	1	1		2,1	1		1				1	5,6	1	23	
SK11	M	1	2			2		2,1						2	2				1				1	1					1		1	12	
UniD Males	M																												1		1	2	
UniD Females	F				1,2	2									2	1,1		1,1	1	1		2,1			1				1	6	1	16	
UniD Juveniles																	1	1											1		1	3	
UniD Individuals		2	2			1,1		2,1								1	1					1		1								10	
Troop											1			1	1	1	1	1	1	1	1	1	1		1		1	1	1	1	14		
	%	TIME SPENT IN TOWN (Minutes)																													HRS		
Troop	7,1											43			70	160	45	135	55	46	75	195	62			150	180	120		35	22,85		
Individuals	10,6	45	20		30	45		65							45	75	150	200	119	90		294	156	125	55				225	123	185	34,12	
Roost:	AM	2	3	3	5	5	5	2	5	2	2	2	2	3	8	6	6	8	8	8	8	8	8	3	6	8	8	8	8	8	8		
Roost:	PM	3	3	5	5	5	2	5	2	2	2	2	3	8	6	6	8	8	8	8	8	8	8	6	8	8	8	8	8	8	8	8	
Roost Sites		1 Slangkop			2 Ocean View			3 Compass Bakery			4 Witsand			5 Other																			
		6 Slangkop 1			7 Slangkop 2			8 Slangkop 3																									
ID Features of Baboons																																	
General remarks		<i>Red, bold and italics text indicates raids at Rogers Farm and the City waste disposal site.</i>																															

Figure 6: The Slangkop Troop's raid sheet for January 2020.

Capri and Ocean View

- The troop moved through Ocean View on one occasion this month.
- Individual baboons entered Ocean View on 14 occasions in December 2019 and on five occasions during January 2020.
- Individual baboons entered Capri on three occasions, they were able to raid bins on all three occasions.

Kommetjie

- On 13 January 2020, the Slangkop Troop moved over Slangkop Road onto Slangkop Mountain. The troop has utilised the Slangkop Cliffs Sleep Sites since.
- The presence of baboons in Kommetjie has reduced since early 2013, this has therefore led to a level of complacency within the village. There are a number of properties that have open vegetable gardens, compost heaps and a wide variety of fruiting trees.
- This had led to an increase in time in town for both the troop and individual baboons this month.

SK10

- SK10 was difficult to manage this month.
- While the baboons moved back to the Compass Cliffs Sleep Site in the evenings, SK10 would run down

towards In2Foods Compass Bakery barking for the rest of the troop to join him. The troop would then follow him and utilise the bakery roof as a sleep site for the night.

- SK10 was generally also the first baboon to move towards Kommetjie. He preferred to enter Kommetjie near the Church on the eastern side of Kommetjie before moving deeper into the village.

Births and Deaths

- There were no births or deaths recorded in the Slangkop Troop this month.

3. THE PLATEAU ROAD TROOP

HWS rangers manage the Plateau Road Troop on Plateau Road, but not on agricultural land. The Plateau Road Troop does not raid in the official urban area and is therefore not a fully managed troop. HWS has a ranger stationed on Plateau Road to manage the interface between tourists and baboons. The aim is to prevent tourists from feeding baboons.

Incidents that affected management

Sleep Site preference

- The troop slept in the pine trees at Gate 7 for the majority of the month (29 nights) and at the Gate 4 Sleep Site for the remainder (two nights) of the month.

Troop Movement

- The troop spent the majority of the month foraging under the pine trees and in the indigenous vegetation at Gate 7.
- The troop entered the CoGH section of the Table Mountain National Park on nine occasions during the month.
- On 11 January 2020, a young male approached the troop as it foraged below the pines at Gate 7. PR2 chased the younger male away and then moved the troop north to forage near gate 6.

SOUTH WEST REGIONAL SUMMARY:

Births and Deaths

No births or deaths were recorded for the South West region during January 2020.

Recommendations

- All **fruiting trees or visible fruit** should be harvested from fruit trees in baboon-affected areas.
- **Baboon-proof bins** should be used by commercial businesses in **Heron Park** to prevent raiding.
- **The Hub Restaurant** should install a security gate to restrict access to the shop by baboons.
- **In2Foods Compass** should install additional electric fencing at weak spots around the bakery to

prevent baboon access to the bakery roof.

- **Baboon-proof bins** should be used by residents in **Kommetjie**.

NORTHERN REGION – AREA MANAGER: STEPHANUS FERREIRA

1. TOKAI TROOP

In Town Statistics

- Time out of town for the troop was 100%.
- Time out of town for individuals was 99.1%.
- The troop slept 17 nights at the SANParks' Tokai Picnic Site and eight nights in the Tea Garden during January.

Incidents that affected management

Porter Estate

- On 9 and 17 January a untagged sub adult male damaged roofing on two houses on Porter Estate.

The Range

- On 14 January a untagged sub-adult male raided a bin at The Range. The bin that was raided was not placed inside of the bin room. The baboons aren't able to get inside the bin cage where food waste is being kept. However occasionally bins are raided when they are not placed inside.

SANParks' Tokai Picnic Site

- During January, three occupied tables were raided in the picnic by two untagged sub-adult males.

Cape Academy of Mathematics Science and Technology (Cape Academy)

- An untagged sub-adult male entered town on three occasions and ran to the Cape Academy during which he raided a bin on one occasion. During the other two occasions he ate fruit and got bread rolls laying around Cape Academy.
- MT13 entered town on one occasion and ran to the Cape Academy. No raids were recorded.

Blind female

- On 23 January a blind female baboon was identified in the Tokai Troop. The female was captured and held at a holding facility to monitor her recovery. The female baboon regained her sight on 26 January and after being assessed by a veterinarian she was released back with the Tokai Troop on 27 January. Since her release she has been moving with the troop and hasn't shown any signs of blindness.



Figure 7: The bin room at The Range.

HWS: TROOP MONTHLY REPORT																																			
SECTOR		CLASSES OF BEHAVIOUR																																	
NORTH		1	2	3	4	5	6	7	8	9	10	11	12	13	14	15	16	17	18	19	20	21	22	23	24	25	26	27	28	29	30	31	TOTAL		
BABOON TROOP: TOKAI		4		Attacking pets		7		Threatening behaviour/attack/stealing food																											
MONTH: JANUARY		YEAR: 2020		2		Raid bins		5		Raid unoccupied house or vehicle		8		Breaking & Entering/Damaging property																					
				3		Non malicious damage		6		Raid occupied house or vehicle		9		Nocturnal Raiding																					
BABOON ID	Sex	1	2	3	4	5	6	7	8	9	10	11	12	13	14	15	16	17	18	19	20	21	22	23	24	25	26	27	28	29	30	31	TOTAL		
MT 13 (Y-W)	M																																1	1	
TKF7	F																																		
TKF12 (B)	F																																		
TKF13 (Y)	F																																		
TKF15 (CB)	F																																		
Un ID male	M									3					2			3								7	7,7			2	1	1		9	
UnID Female	F																																		
UN ID juvenile																																			
Un ID individuals																																			
Troop																																			
	%																																		HRS
Troop	0,0																																		0,00
Individuals	0,9																																		65 60 49 2,90
Roost:	AM	4	6	1	6	6	6	1	2	9	6	1	1	6	1	9	1,3	3	6	6	6	6	3	6	6	6	6	6	6	9	1	9			
Roost:	PM	6	1	6	6	6	1	2	9	6	1	1	6	1	9	1,3	2	6	6	6	6	3	6	6	6	6	6	6	6	9	1	9	6		
Roost Sites	1	Tea Garden			2	Upper Tea Garden			3	Manor House Pines			4	Picnic Site 1			5	Picnic Site 2																	
	6	Picnic Site 3			7	Tokai Bridge			8	Mikes Stables Pines			9	Chrysalis Gums			10	Laundry Pines																	
	11	Silvermine Pines			12	Promised Land Gums LS			13	Lower Reservoir			14	Cape Academy			15																		
ID Features of Baboons																																			
General remarks	<i>Bold, black and italics text indicates non-urban raids.</i>																																		

Figure 8: The Tokai Troop’s raid sheet for January 2020.

Births and Deaths

- No births or deaths were reported for the Tokai Troop during January 2020.

2. ZWAANSWYK TROOP

In Town Statistics

- Time out of town for the troop was 99.8%.
- Time out of town for individuals was 99.7%.
- The troop slept four nights at the Tea Garden and 15 nights at the SANParks' Tokai Picnic Site and seven nights at the Manor House during January 2020.

Incidents that affected management

ZWF1

- During January ZWF1, entered Zwaanswyk at the bottom of Zwaanswyk Road, at the end of the fence, on four occasions during which seven bins were raided.
- ZWF1 also entered the Cape Academy via Orpen Road on one occasion, however no raids were recorded.

Porter Estate

- TKF4 raided an occupied house on Porter Estate.

SANParks' Tokai Picnic Site

- The Zwaanswyk Troop raided bins in the picnic site during the night.

Zwaanswyk Road

- The Zwaanswyk Troop entered Zwaanswyk at night (20:00) at the bottom of Zwaanswyk Road at the end of the fence, after the rangers had left the area and raided bins.



Figure 9: Bins at the Cape Academy need to be secured in a bin room.



Figure 10: Fruit Trees at the Cape Academy are a big attractant and need to be removed.

HWS: TROOP MONTHLY REPORT																																	
SECTOR		CLASSES OF BEHAVIOUR																															
NORTH		1	In urban area	4	Attacking pets	7	Threatening behaviour/attack/stealing food																										
BABOON TROOP:	ZWAANSWYK	2	Raid bins	5	Raid unoccupied house or vehicle	8	Breaking & Entering/Damaging property																										
MONTH: JANUARY	YEAR: 2020	3	Non malicious damage	6	Raid occupied house or vehicle	9	Nocturnal Raiding																										
BABOON ID	Sex	1	2	3	4	5	6	7	8	9	10	11	12	13	14	15	16	17	18	19	20	21	22	23	24	25	26	27	28	29	30	31	TOTAL
TK55 (B-B)	M																																
TKF5 (G)	F																																
TKF4 (O)	F				6																												1
ZWF1	F	2,2	2,2	1															2,2,2								1						9
Un ID Females	F													2																			1
Un ID juveniles																																	
Un ID individuals																																	
Troop					2,9																											2,9	4
	%	TIME SPENT IN TOWN (Minutes)																														HRS	
Troop	0,2																															30	0,50
Individuals	0,3	7	15		10														15									10					0,95
Roost:	AM	8	3	3	6	7	4	2	1	3	10	2	3	4	3	3	4	4	5	5	4,5	4	6	6	9	4	5	5	4,5	3	2	4	
Roost:	PM	3	3	6	7	4	2	1	3	10	2	3	4	3	3	4	4	5	5	4,5	4	6	6	9	4	5	5	4,5	3	2	4	4	
Roost Sites	1	Tea Garden				2	Upper Tea Garden				3	Manor House Pines				4	Picnic Site 1				5	Picnic Site 2											
	6	Picnic Site 3				7	Tokai Bridge				8	Mikes Stables Pines				9	Chrysalis Gums				10	Laundry Pines											
	11	Silvermine Pines				12	Promised Land Gums L5				13	Lower Reservoir				14	Cape Academy				15												
ID Features of Baboons																																	
General remarks	<i>Bold, black and italics text indicates non-urban raids.</i>																																

Figure 11: The Zwaanswyk Troop's raid sheet for January 2020.

Births and Deaths

- No births or deaths were recorded for the Zwaanswyk Troop during January 2020

3. CONSTANTIA TROOP 1 (CT1)

In Town Statistics

- Time out of town for the troop was 100%.
- Time out of town for individuals was 100%.
- The troop mostly slept at the Lower Gums, nine nights at the Upper Gums 12 nights and six nights at the Buitenverwachting sleep sites during January 2020.

Incidents that affected management

MT18

- On 5 January MT18 from CT2 joined the CT1 Troop. MT18 remained with the CT1 Troop until 30 January when he moved back to CT2. MT18 was responsible for an infanticide in CT1 on 7 January and also had various confrontations with both MT14 and CON16 from CT1 during the time he spent with CT1.

Births and Deaths

- One death was reported in CT1. An infanticide occurred on 7 January.

4. CONSTANTIA TROOP 2 (CT2)

In Town Statistics

- Time out of town for the troop was 100%.
- Time out of town for individuals was 100%.
- The troop mostly slept at the Buiten Gums Sleep Site during January 2020 and spent two whole days with the CT1 Troop and four days with the Mountain Troop during January 2020.

Incidents that affected management

MT18

- MT18, the alpha male for the CT2 Troop, left the troop on 6 January and joined the CT1 Troop up until 30 January after which, he re-joined the CT2 Troop.

Births and Deaths

- No births or deaths were recorded in the CT2 Troop during January 2020.

5. MOUNTAIN TROOP

In Town Statistics

- Time out of town for the troop was 100%.
- Time out of town for individuals was 100%.
- The troop slept mostly at Veels-te-Ver sleep site during January 2020.

Incidents that affected management**CON11 and MT15**

- CON11 and MT15, two adult males in the Mountain Troop, were noted as missing by HWS rangers on 5 January 2020. Several searches were conducted by HWS to locate both these males or their carcasses, but all efforts were unsuccessful. On 21 January HWS conducted capture operations for tagging in the Mountain Troop. During this operation the entire Mountain Troop was observed, but CON11 and MT15 were still not seen. The reasons for the disappearance of these two males are unclear because HWS does not actively manage the Mountain Troop, nor does monitor this troop on a daily basis.

MT19

- On 21 January an untagged male in the Mountain Troop, MT19, was captured and tagged with double blue and yellow tags.

Births and Deaths

- No births were recorded in the Mountain Troop, but three deaths were recorded during January 2020. On 6 January 2020 a dead juvenile baboon was found on level three in SANParks' land. The cause of death was unknown. CON11 and MT15 are presumed to have died since they have not been seen since 5 January 2020, when HWS first noted that the two males were missing. The cause of death remains unknown.

NORTH REGIONAL SUMMARY:**Births and Deaths**

- In January no births were reported in the north region. Four deaths have been recorded in the northern sector during January 2020. The deaths include an infanticide in CT1, a dead juvenile (cause of death unknown) was found in the Mountain Troop. Two males from the Mountain Troop have been recorded as missing and presumed dead since 5 January 2020.

Recommendations

- **Signage** informing the public to **lock their vehicle doors** and keep **windows closed** should be placed at the **SAN Parks boom gate** on Tokai road to reduce baboons **raiding vehicles**.
- **Signage** informing visitors to Chrysalis Academy not to leave their bags unattended is recommended.
- **Bins** at the **SANParks' Picnic Site** need to be closed properly to prevent baboon raids.
- The **electrified perimeter fence** at the **SANParks' Tokai Picnic Site** should be **upgraded and maintained** on a regular basis, to prevent baboons from entering the picnic site to raid.
- **Regular maintenance and upgrades to electrified perimeter fences on wine estates and other areas**

will reduce baboon incursions. **Regular trimming and removal of overhanging trees** and closing of porcupine excavations will also reduce baboon access.

- Measures such as storing food in secure areas will reduce the amount of human derived foods (HDF's) that are available to baboons. This should reduce the level of raiding at **Chrysalis Academy**.
- Removal of fruit trees at the Cape Academy and securing bins in bin cages will reduce the current level of raiding at the **Cape Academy** and therefore reduce the incentive for baboons to want to go there.
- Measures such as the **baboon-proofing of private and staff houses on wine estates will also reduce baboon access to HDF's**.
- **Insulating** the electrical bushings of the **Veels-te-Ver transformer box** by placing covers over them will prevent baboons from getting **electrocuted**.

C. COMMUNITY AWARENESS AND EDUCATION

Community Conservation Officer's Monthly Feedback for January 2020:

Various tasks are carried out on a monthly basis to improve education and raise awareness amongst the baboon-affected communities on the Cape Peninsula.

In the northern sector, Chrysalis Academy welcomed their new intake of students. The 220 men attending the 19 Charlie course underwent a baboon induction session and interactive workshops.

Unfortunately, Cape Academy in Constantia has seen no improvements over the last month, despite HWS's efforts to have the baboon-proofing recommendations implemented.

A good turnout was seen, however, at a community meeting held at the Alphen Hall on 27 January with Cllr Brunette of Ward 62. The meeting was aimed at residents of High Constantia who were presented with a proposal for an electric fence to be erected along Price Drive.

In the southern sector, Black Marlin Restaurant has continued to have visits from baboons due to the various attractants available at the site. Although some effort is made by management to minimize attractants, the property would benefit greatly from an electric perimeter fence so that the baboons are not able to access human food before heading down to the coast to forage naturally.

The Da Gama Naval Flats (Kroonseil and Bluefin Court) have seen a dramatic improvement in their waste management over the past year. This is being well maintained by a group of residents.

The school holidays, yet again, presented a good opportunity for baboon awareness and education sessions to be held at the Ocean View Multipurpose Centre, with the local youth.

Tasks	Activities - January 2020			
	South East Da Gama	South-East Smits/Waterfall	South-West	North
Site visits	Navy Flats; Crewsoe's/Da Gama Park Convenience Store	Millers Point Picnic Site; Black Marlin; Cape Boat Club; Happy Valley Shelter	Kommetjie dump site; In2Foods; Ocean View Multipurpose Centre; Scarborough Restaurants; Wildschutsbrand Picnic site	Chrysalis Academy; Cape Academy; Forest Glade Shopping Centre
Residential visits	Welcome Glen; Da Gama			
Education/Awareness sessions		Happy Valley Home	Ocean View Multipurpose Centre holiday programme	Chrysalis Academy (19 Charlie intake)
Pamphlet distribution			Scarborough; Kommetjie	
Stakeholder Meetings	South African Navy & Solid Waste	Urban Edge group members; South African Navy & Solid Waste;		High Constantia community

Table 1: Summary of awareness-raising tasks carried out in baboon-affected communities on the Southern Cape Peninsula in January 2020.

D. GENERAL COMMENTS ON ALL BABOON TROOPS

1. POPULATION CHARACTERISTICS

There were two births and four deaths in the managed population during January 2020. One of the deaths was an infanticide (a natural occurrence) but the causes of the other three deaths remain unknown. A juvenile was found dead by HWS staff and two adult males from the Mountain Troop have not been seen since 5 January and are therefore presumed dead.

TROOP	END JUNE TOTALS							JANUARY 2020			Total observed Births (1 July 2019 to 30 June 2020)	Total observed Deaths (1 July 2019 to 30 June 2020)	Total Migrations (1 July 2019 to 30 June 2020)
	2013	2014	2015	2016	2017	2018	2019	Births	Deaths	Emigration / Immigration			
Da Gama	42	43	46	52	52	55	48	1	0		5	3	0
Smitswinkel	21	22	24	29	33	35	31	0	0		2	1	0
Waterfall	28	29	31	33	37	40	48	1	0		7	2	0
GOB	20	19	16	17	23	29	23	0	0		0	0	0
Misty Cliffs*	17	16	9	11	-	-	-				-	-	-
Slangkop	37	40	35	41	40	44	43	0	0		2	4	0
SUB TOTAL	165	169	161	183	185	203	193	2	0		16	10	
Zwaanswyk	28	28	30	28	30	20	20	0	0		0	3	2
Tokai	64	70	62	65	69	75	91	0	0		1	8	-2
Mountain	41	47	49	47	57	60	73	0	3		4	7	0
CT1	70	69	77	81	63	46	64	0	1		3	3	0
CT2					22	10	8	0	0		0	0	0
SUB TOTAL	203	214	218	221	241	211	256	0	4		8	21	
TOTAL	368	383	379	404	426	414	449	2	4		24	31	

Table 2: Population data for the eleven managed troops on the Cape Peninsula in January 2020. Emigration/Immigration figures show animal movements between troops and are accommodated in the troop population totals.

Deaths	END JUNE TOTALS:								Current Contract 2019/20	JANUARY 2020	TOTAL (since July 2012)
	2012/13	2013/14	2014/15	2015/16	2016/17	2017/18	2018/19	2019/20			
Management	17	10	9	4	11	8	4	4		67	
Human Induced (HID)	5	3	22	13	5	8	17	7		80	
Direct **	5	3	4	8	2	7	8	7		44	
Indirect ***			18	5	3	1	9			36	
Natural	19	21	22	8	27	28	18	15	1	158	
PLOHP****						7				7	
Unknown	5	9	5	8	7	13	6	5	3	58	
TOTAL DEATHS	46	43	58	33	50	64	45	26	4	370	

Table 3: Causes of baboon deaths since July 2012 (*Deaths caused directly by humans such as motor vehicle accidents, shooting, poisoning and dogs. **Deaths caused indirectly by humans such as electrocutions. ***Private Land Owner Hunting Permit; Deaths of damage causing animals hunted on farmland in accordance with a provincial hunting permit issued by CapeNature in terms of Nature Conservation Ordinance 19 of 1934.

2. HOTLINE DATA

During January 2020 there were 275 calls to the hotline, of which 217 were raid related calls received from managed areas. This was a marked increase from 152 raid-related calls in December 2019. Most of the calls received during January 2020 were from Simon’s Town this was largely due to WF5 regularly encouraging a small group of females into the urban area. Many calls were also received from Kommetjie (49) following the Slangkop Troop’s move to Slangkop Mountain on 13 January 2020.

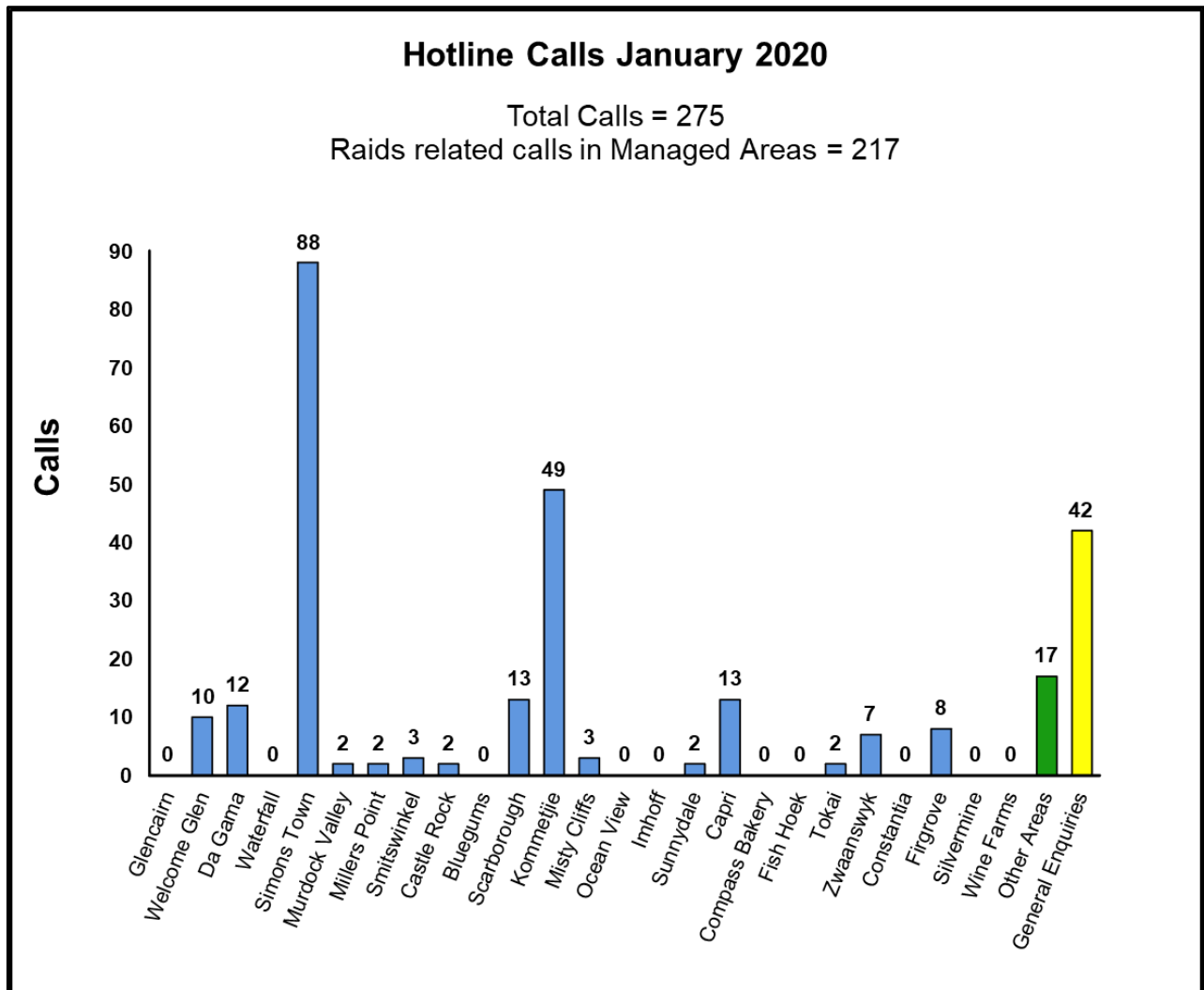


Figure 12: Hotline calls summary per urban area for January 2019. Raid related hotline calls are calls reporting managed baboons in urban areas. Managed Areas are those areas in which managed baboon troops raid. Other Areas, represent those areas beyond the urban edge or the range of managed baboons.

The most significant factor of the hotline data this month was the huge number of raid related hotline calls from Simon’s Town. These were primarily related to the activities of the male WF5.

Another notable point was that most calls (83%) were reporting baboons being in town, the next highest two categories were occupied house raids (7%) and bin raids (7%). The majority of these raids were undertaken by individuals from the Waterfall Troop in Simon’s Town.

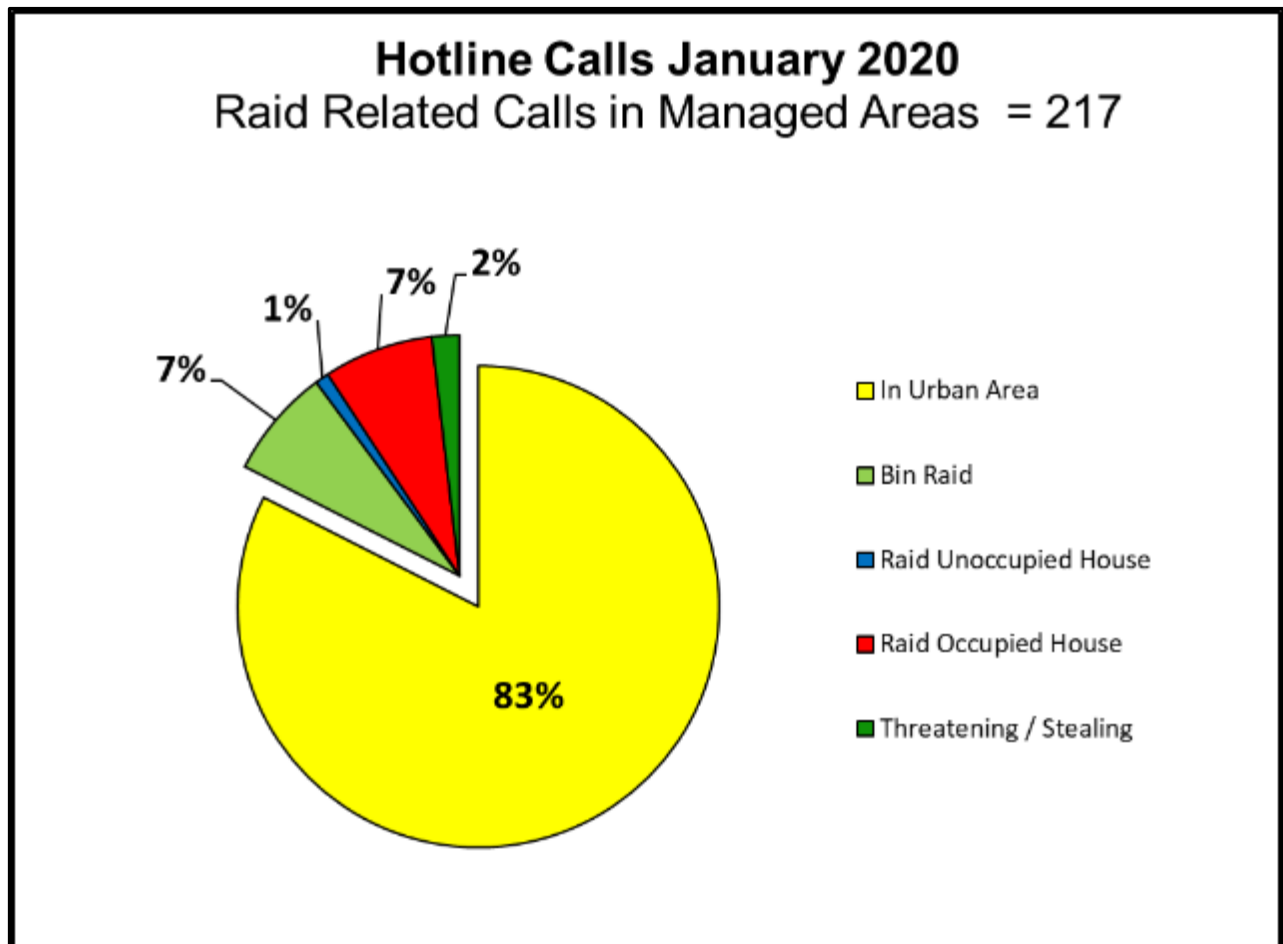


Figure 13: Composition of raid-related hotline calls during January 2020.

3. PERCENTAGE TIME OUT OF TOWN

The percentage time the troops spent out of town in January 2020 was 98.6%. This was a significant decrease from December 2019 when the troops time out of town was 99.7% of the time. The Da Gama and Slangkop Troops were the two troops primarily responsible for this decrease in time out of town this month. The Da Gama Troop time out of town decreased due to the troop sleeping on the edge of town on more occasions during this month. The move by the Slangkop Troop to Slangkop Mountain, led to a marked decrease in the troop's time out of town. The troop's sleep sites are not far from Kommetjie and the route to town from the northern end of the mountain is very steep and difficult to protect against baboon intrusions.

Furthermore, the residents of Kommetjie have become very complacent about being baboon proofed, because for most of the past five years the troop has been kept in the vicinity of Ocean View and Capri because they are easier to protect than Kommetjie. The net result is that waste management in Kommetjie is not at all geared towards being baboon proofed, and most businesses and houses have little or no

protection against baboon raids. This needs to be urgently addressed by the residents and businesses in Kommetjie.

With regards to individuals time out of town, the GOB individuals were again the primary offenders spending over 20% of their time either in Scarborough or Misty Cliffs. The next most serious offenders were individuals from the Waterfall Troop which spent 15.8% of their time in town. The reason for this can largely be attributed to WF5, an adult male from the Waterfall Troop who moved extensively through the urban area during January.

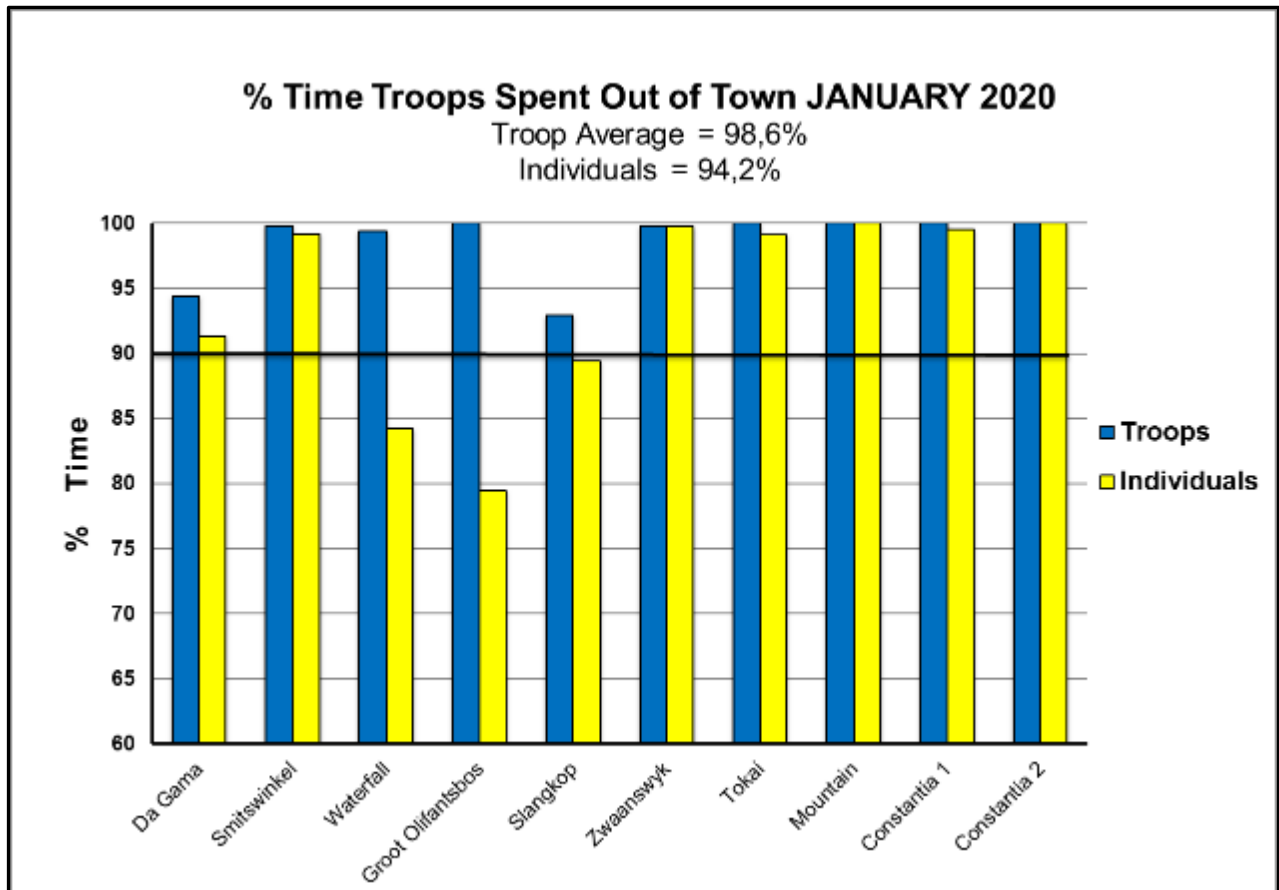


Figure 14: Percentage time troops spent out of town during January 2020. The solid line at 90% indicates the City of Cape Town’s 2014 and current contract requirement.

E. CONCLUSION

Although January was a hot and dry month, this alone cannot explain why the average time out of town for all troops declined from 99.7% in January 2019 to 98.6% in January 2020. This very noticeable decline can, almost entirely, be attributed to two troops – the Slangkop and Da Gama Troops. The Slangkop Troop's move to Slangkop Mountain can explain its sudden drop in 'time out of town', and the residents and businesses of Kommetjie need to address their baboon security and waste management urgently.

The other troop with an obviously low time out of town record, was the Da Gama Troop. Apart from often sleeping on the edge of town, which is not an unusual event, the troop often broke through the line of rangers and raided town. Much of this was led by DG14 who opportunistically gained access into flats and houses, mostly entering through open or broken windows. The readily available feeding hotspot in 14th Avenue where waste was piled high in an open storeroom and outside next to a garage, might, to a large extent, explain why this troop spent so much time in town. This situation needs to be addressed urgently by the South African Navy. Apart from these two troops, the average time out of town for the remaining troops was a credible 99.9%. This is what needs to be achieved for all managed troops.

Dr Phil Richardson

HUMAN WILDLIFE SOLUTIONS (PTY) LTD