



Photo: Stephanus Ferreira

Human Wildlife Solutions

Monthly Report

February 2020

TABLE OF CONTENTS:

A. INTRODUCTION	3
B. BABOON MANAGEMENT AND RAID REPORTING	3
SOUTH EASTERN REGION – AREA MANAGER: BRONWYN MAREE / CATH SHUTTE	3
1. SMITSWINKEL BAY TROOP	3
2. WATERFALL TROOP	5
3. DA GAMA TROOP	6
SOUTH EAST REGIONAL SUMMARY:	8
Births and Deaths	8
Recommendations.....	8
SOUTH WESTERN REGION – AREA MANAGER: CATH SHUTTE.....	9
1. GROOT OLIFANTSBOS TROOP (GOB)	9
2. THE SLANGKOP TROOP	10
3. THE PLATEAU ROAD TROOP	12
SOUTH WEST REGIONAL SUMMARY:.....	12
Births and Deaths	12
Recommendations.....	13
NORTHERN REGION – AREA MANAGER: STEPHANUS FERREIRA	13
1. TOKAI TROOP	13
2. ZWAANSWYK TROOP	14
Births and Deaths	15
3. CONSTANTIA TROOP 1 (CT1)	15
Births and Deaths	16
4. CONSTANTIA TROOP 2 (CT2)	16
Births and Deaths	17
5. MOUNTAIN TROOP	17
Births and Deaths	17
NORTH REGIONAL SUMMARY:	17
Births and Deaths	17
Recommendations.....	17
C. COMMUNITY AWARENESS AND EDUCATION	18
Community Conservation Officer’s (CCO) Monthly Feedback for February 2020.....	18
D. GENERAL COMMENTS ON ALL BABOON TROOPS	19
1. Population Characteristics	19
2. Hotline Data	20
3. Percentage Time Out of Town.....	22
E. CONCLUSION	22

A. INTRODUCTION

This monthly report covers the period from 1 to 29 February 2020. This month has been characterized by hot and dry days. Despite this, there remains good natural forage on the mountains. The majority of the troops remained out of town for between 99.6% and 100% of the time. The troops that raided the most this month were the Slangkop and Da Gama Troops, both of which were in town for more than 5% of the time. In addition, there was extensive raiding by the GOB individuals, which spent 16% of their time in town.

The most significant event this month was the eventual capture and translocation of three of the four GOB individuals to a rehabilitation facility in Limpopo. The fourth individual still needs to be captured and will hopefully follow soon. The proposed translocation of these baboons was authorised by CapeNature and has been a well-co-ordinated exercise that was considered by most stakeholders as the best and most practical option for this small group of females. They had spent most of the past two years living in and around the outskirts of Scarborough and Misty Cliffs with occasional visits to join the rest of the GOB Troop in the Cape of Good Hope (CoGH) section of the Table Mountain National Park (TMNP)..

B. BABOON MANAGEMENT AND RAID REPORTING

SOUTH EASTERN REGION – AREA MANAGER: BRONWYN MAREE / CATH SHUTTE

1. SMITSWINKEL BAY TROOP

In Town Statistics

- The Smitswinkel Bay Troop spent 99.6% of its time out of town in February 2020.
- Individuals time out of town was 99.3% this month.
- The Smitswinkel Bay Troop utilised its northern sleep sites for 20 nights and the southern sleep sites for nine nights.

Incidents that affected management

Black Marlin Restaurant

- Individual baboons visited the Black Marlin Restaurant on three occasions this month.
- Baboons raided tables at the restaurant on two occasions.

Millers Point Boat Club

- The Millers Point Boat Club continued to act as a point source feeding attractant for baboons. Poor waste management at the facility has given individual baboons the opportunity to gain access to unsecured bin waste.

HWS: TROOP MONTHLY REPORT																																
SECTOR		CLASSES OF BEHAVIOUR																														
SOUTH EAST		1	In urban area	4	Attacking pets	7	Threatening behaviour/attack/stealing food																									
BABOON TROOP:	SMITS	2	Raid bins	5	Raid unoccupied house or vehicle	8	Breaking & Entering/Damaging property																									
MONTH: FEBRUARY	YEAR: 2020	3	Non malicious damage	6	Raid occupied house or vehicle	9	Nocturnal Raiding																									
BABOON ID	Sex	1	2	3	4	5	6	7	8	9	10	11	12	13	14	15	16	17	18	19	20	21	22	23	24	25	26	27	28	29	TOTAL	
SWB6	M																														0	
PR3	M	6,7							7,6,7,7						1	6,7		1	6,7		6,7							1	1		6	17
UnID Males	M																														0	
UnID Females	F																														0	
UnID Juveniles																															0	
UnID Individuals																															0	
Troop																	1														1	
		%	TIME SPENT IN TOWN (Minutes)																									HRS				
Troop		0,4																80													1,33	
Individuals		0,8	5							25					5	10		5	20		15							20	25	20	2,50	
Roost:	AM	6	5	6	7	1	1	7	7	1	7	2	4	6	5	5	6	6	4	5	6	4	4	5	3	6	6	6	4	3		
Roost:	PM	5	6	7	1	1	7	7	1	7	1	4	6	4	5	6	6	4	5	6	4	4	5	2	6	6	6	4	6	4		
Roost Sites		1	Smits Caves	2	Partridge Point	3	Bluegums	4	Millers Point	5	Rocklands Farm																					
		6	Castle Rock	7	SANParks	8	Other/Unknown	9		10																						
ID Features of Baboons																																
General remarks		<i>Black, bold and italics text indicates raids at SANParks. Red italics and bold indicate raids on the farms.</i>																														

Figure 1: The Smitswinkel Bay Troop raid sheet for February 2020.

PR3

- PR3 was once again difficult to manage this month. He continued to move away from the troop to raid in the urban area and successfully raided five occupied houses.
- On 8 February, PR3 approached an adult man on the Smitswinkel Bay footpath and assertively took food from him. PR3 then moved down into Smitswinkel Bay and raided an occupied house. The baboon reportedly turned on the homeowner, who then had to defend himself with a chair. HWS rangers assisted the resident in moving the baboon out of the home.

Births and Deaths

- Two births and no deaths were recorded in the Smitswinkel Bay Troop during February 2020.

2. WATERFALL TROOP

In Town Statistics

- The Waterfall Troop spent 99.7% of its time out of the urban area in February 2020.
- Individual time out of town increased this month, from 84.2% in January to 95.5% in February 2020.
- Raids on South African Navy properties constituted 59% of raids, while 41% occurred in the urban area.
- The Waterfall Troop predominantly slept on the Waterfall Cliffs Sleep Site (19 nights), the mountain behind the South African Naval Armament Depot (SANAD) (five nights), inside the SANAD facility (four nights) and spent one night on North Peak.

Incidents that affected management

The South African Navy: Simon's Town

- Individuals raided bins at Navy facilities on 27 occasions and in the urban area of Simon's Town on 32 occasions during February.
- Rooms on naval and urban land were raided on 50 and six occasions respectively.
- 84% of assertive raids took place on naval land and 16% on urban land.

HWS: TROOP MONTHLY REPORT																															
SECTOR		CLASSES OF BEHAVIOUR																													
SOUTH EAST		1	In urban area	4	Attacking Pets	7	Threatening behaviour/attack/stealing food																								
BABOON TROOP:	WATERFALL	2	Raid bins	5	Raid unoccupied house or vehicle	8	Breaking & Entering/Damaging property																								
MONTH: FEBRUARY	YEAR: 2020	3	Non malicious damage	6	Raid occupied house or vehicle	9	Nocturnal Raiding																								
BABOON ID	Sex	1	2	3	4	5	6	7	8	9	10	11	12	13	14	15	16	17	18	19	20	21	22	23	24	25	26	27	28	29	TOTAL
CON4	M	1	2						2																					3	
WF5	M		2	2,5,6													1													5	
WF7	M				1,6,7	1,2,6,7,1			1,5,6	2	1,2		1	5,6,1	5,6,1							2					1,6	1	1	26	
UnID Males	M		2		2		1,1				1,2	1	6	5,6	1	1,7			2							1				14	
UnID Females	F		2,2			6,7	1		1,5,6	2,5,6	1,2	1	1	5,6,1	5,6,1	1			2			2					1,6		1	27	
UnID Juveniles		1	2,2				1		1,5,6						5,6	5,6				2										12	
UnID Individuals			2,2			2,5,6	5,6,7		2	1	2,5,6									1								1		14	
Troop								5,6			2,5,6	2,5,6	2,5,6	2,5,6						2,2,5,6	2,2						1,5,6	2,5,6	2,5,6	5,6	31
	%	TIME SPENT IN TOWN (Minutes)																												HRS	
Troop	0,3																														1,08
Individuals	4,6	35				32	155		60	30	80	25	55	20	30	20			120								30	35	150	10	14,78
Roost:	AM	1	1	10	14	10	1	1	1	1	1	1	1	1	1	1	1	1	1	1	10	10	14	10	14	14	15	1	1	1	
Roost:	PM	1	10	14	10	1	1	1	1	1	1	1	1	1	1	1	1	1	1	10	10	14	10	14	14	15	1	1	1	1	
Roost Sites	1	Waterfall Cliff				2	Happy Valley Mtn				3	Signal School				4	Admiral Footpath				5	Red Hill									
	6	Mountain CoGHN				7	Gate 3 - Plateau Road				8	Shamballah Pines				9	North Peak				10	SANAD									
	11	Bungalow				12	Murdock Valley Cliffs				13	Rocklands Valley				14	Other				15	Quarry									
ID Features of Baboons																															
General remarks	Red, Bold and <i>Italics</i> indicates raiding inside the South African Naval Ammunition Depot (SANAD) and Signal School. Black, <i>italics</i> indicates raiding on farms.																														

Figure 2: The Waterfall Troop raid sheet for February 2020.

Happy Valley

- Waste management at the Happy Valley Home in Simon's Town continued to act as an attractant to the baboons this month. Happy Valley Home bins were raided on 11 occasions this month.

WF5

- On 6 February 2020, WF5, an adult male from the Waterfall Troop, was euthanased in terms of the Baboon Management Guidelines for raiding behaviour:

[http://baboons.org.za/images/Protocols/Guidelines for Baboon Management March 2019.pdf](http://baboons.org.za/images/Protocols/Guidelines%20for%20Baboon%20Management%20March%202019.pdf).

CON4

- CON4, an Adult Male from the Waterfall Troop went missing on 21 February 2020. He was last seen moving with the troop on North Peak above Simon's Town.
- HWS staff walked the mountain in an effort to locate CON4 but were unsuccessful.

Births and Deaths

- No births were recorded in the Waterfall Troop this month. Three deaths were recorded. On 22 February 2020 an adult female was seen carrying a dead juvenile, the cause of death was infanticide. On 6 February 2020, WF5, an adult male from the Waterfall Troop, was euthanased in terms of the Baboon Management Guidelines for raiding behaviour. CON4, an Adult Male from the Waterfall Troop went missing on 21 February 2020 and is presumed dead.

3. DA GAMA TROOP**In Town Statistics**

- Time out of town for the Da Gama Troop was 94% in February 2020.
- Individuals time out of town increased from 91.3% in January to 92.7% in February.
- The troop spent eight nights out of town during February, utilising Solole, Grootkop, Maylands and Winford Farm sleep sites. For the remainder of the month (21 nights), the troop mainly utilized the Dagleish Pine Trees Sleep Site near the Da Gama Park naval flats, the Da Gama Park naval flats and 2nd Avenue sleep sites.

Incidents that affected management**DG14 (adult male)**

- During February, DG14 raided a bin in the garage of the blocks of flats in Dean Avenue, Da Gama Park.
- One 12 February, DG14, followed by a female, entered an open window of an occupied flat in the Kroonseil Naval Flats (Da Gama Park). They successfully obtained food in the kitchen and broke some drawers and cupboard doors.

- DG14 also had an altercation with a dog in 11th Avenue, Da Gama Park. There were no visible injuries to the dog or DG14.

HWS: TROOP MONTHLY REPORT																															
SECTOR		CLASSES OF BEHAVIOUR																													
SOUTH EAST		1	2	3	4	5	6	7	8	9	10	11	12	13	14	15	16	17	18	19	20	21	22	23	24	25	26	27	28	29	TOTAL
BABOON TROOP:		DA GAMA		1 In urban area		4 Attacking pets		7 Threatening behaviou/ attacking/ stealing food																							
MONTH: February		YEAR: 2020		2 Raid bins		5 Raid unoccupied house or vehicle		8 Breaking & Entering/Damaging property																							
				3 Non malicious damage		6 Raid occupied house or vehicle		9 Nocturnal Raiding																							
Troop		1				1	1	1	1	1	1,1	1	1						1	1	1				1	1,1	1	1,1	1	1	22
DG14 (O-G)	M		2								1		6,1	4												1	1	1		1	9
DGF1	F																														0
DGF2	F																														0
DGF6 (P-Y)	F									2																				1	3
DGF7 (G-G)	F		6,6,1																										1	1	5
UnID Females	F		1,1		1		1				1						1									1,1	1,1	5	1,1	1,1,1	16
UnID Female	F		2								2		6,1													1	1			6	
UnID Individuals						1	1	1,1	1	1	1	1	1	1									1	1				1	2,1,2	15	
UnID Juvs				1							1,3						1									1		5		6	
	%	TIME SPENT IN TOWN (Minutes)																												HRS	
Troop	6,0	10	145		60	120	30	10	35	30	30	45			32		25	20						55	205	35		220	5	40	19,20
Individuals	7,3	125	30		30	10	74	18	45	85	70	40			48								10	35	85	20	205	125	100	265	23,67
Roost:	AM	2	3	2	3	2	27	2	3	2	3	3	1	3	17	19	20	2	3	21	19	20	20	2	2,1	3	2	1	3	3	
Roost:	PM	3	2	3	2	27	2	3	2	3	3	1	3	17	19	20	2	3	21	19	20	20	2	2,1	2	2,1	1	3	1	1	
Roost Sites						1	Flats			2	Pines - Flats		3	Pines - Da Gama		4	Pines - WG		5	Sport Fields Stables											
						6	Compass Bakery			7	Pines - Outspan		8	Jacks Shop		9	Elsie's Peak		10	Rotary Camp											
						11	Witsand			12	Slangkop		13	Platkop		14	Rasta Camp		15	Ocean View											
						16	KL sleep site			17	Maylands		18	Elsies River Valley		19	Red Hill / Windford		20	Grootkop											
						21	16th Avenue, DG			22	Lewis Gay Dam		23	Pinehaven		24	Kleinplaas Dam		25	Scarborough											
						26	Blue Gums, Waterworks			27	Solole		28	Other																	
ID Features of Baboons																															
General remarks																															

Figure 3: The Da Gama Troop raid sheet for January 2020.

Welcome Glen

- A female raided two bins in Glenalpine Road and two more bins in Glenoak Road on two separate occasions. A young male raided a bin in Glenalpine Road.
- A few females and juveniles entered an unoccupied house on Glenoak Road. They entered through an open window and raided the kitchen.

Da Gama Park

- DGF7 raided the Da Gama Park Convenience Store on two occasions on 2 February, entering through an open door, and gained access to marshmallows, sugar and biscuits.
- A hotline call reported a baboon in the corridor on the second floor of the Kroonseil Naval Flats. The sub-adult male baboon was easily moved out of the corridor and back to the troop.
- An unidentified male baboon obtained a piece of bread from the balcony of one of the units of the Bluefin Naval Flats. The bread had been left unattended on a table on the balcony.
- On 10 February, DGF6 raided a bin in 12th Avenue and a young male baboon raided a bin in 7th Avenue.
- A juvenile baboon broke a vehicle side mirror, whilst playing near the naval flats in Da Gama Park.

Births and Deaths

- There were no births or deaths in the Da Gama Troop during February 2020.

SOUTH EAST REGIONAL SUMMARY:**Births and Deaths**

- Two births and three deaths were recorded in the South East region during February 2020. Both births were in the Smitswinkel Bay Troop and three deaths in the Waterfall Troop., an infanticide, the management euthanasia of WF5 and CON4, missing and presumed dead since 21 February.

Recommendations

- Visible **fruit on fruit trees** in baboon-affected areas **should be harvested**.
- **Open vegetable gardens** should be baboon proofed. Baboon-proofing of all domestic vegetable gardens in baboon-affected areas will reduce baboon incursions into the suburbs.
- **New baboon-proof bins** are required for many properties in Da Gama and Welcome Glen.
- **Poor waste management at the South African Naval Armament Depot (SANAD) and the Waterfall Barracks** needs to be addressed to reduce the number of incidents occurring.
- The **use of clear recycling bags** in baboon-affected areas should be re-evaluated as this remains an attractant for baboons.
- The installation of baboon-proof bins at the **West Yard, South African Navy docks** would assist in preventing baboon raids. Baboon-proofing at **the West Yard** cafeteria is recommended.
- **Waste and recycling collection should be prioritised** to occur in the early morning to prevent this waste from being an attractant to baboons throughout the day. This is most important for Dagleish and Van der Graaf Avenues, Da Gama Park.
- Waste **dumping** by residents, as well as **food and litter** from contractors on site, in the open area adjacent to the Da Gama Park Convenience Store, should be removed from the area.
- Raids at **Waterfall Barracks** and **Happy Valley Home** would be considerably reduced if residents **closed doors and windows** when they left their rooms.
- A baboon-proofing solution is required for the **'What's Your Flava' café** in Simon's Town to prevent baboons from raiding the shop.

SOUTH WESTERN REGION – AREA MANAGER: CATH SHUTTE

1. GROOT OLIFANTSBOS TROOP (GOB)

In Town Statistics

- The GOB Troop spent the majority of the month within the CoGH section of the TMNP.
- The troop roosted within the boundaries of the CoGH for 21 nights, at Wildschutsbrand for five nights and at Shamballah for three nights during February 2020.
- The three GOB females and the juvenile (also referred to as the GOB individuals), roosted within the CoGH for four nights and at the Misty Cliffs Sleep Site for 25 nights.
- The GOB individuals spent 84.4% of their time out of the urban area this month.

Incidents that affected management

Individual Movement

- GOBF1 was responsible for two occupied house raids during February 2020. The other two adult females were responsible for one unoccupied house raid and three occupied house raids during February 2020.

HWS: TROOP MONTHLY REPORT																															
SECTOR		CLASSES OF BEHAVIOUR																													
SOUTH WEST		1	In urban area	4	Attacking pets	7	Threatening behaviour/attack/stealing food	2	Raid bins	5	Raid unoccupied house or vehicle	8	Breaking & Entering/Damaging property	3	Non malicious damage	6	Raid occupied house or vehicle	9	Nocturnal Raiding												
BABOON TROOP:	GOB																														
MONTH: FEBRUARY	YEAR: 2020																														
BABOON ID	Sex	1	2	3	4	5	6	7	8	9	10	11	12	13	14	15	16	17	18	19	20	21	22	23	24	25	26	27	28	29	TOTAL
Unld Males	M												1	1							1		1	1						5	
GOBF1	F	1	1	1	1	1	1	1	1	1	1	1	1,6	1				1	1	1			1	1				1,6		20	
Females	F	1	1,6	1,5,6	1,1	1	1	1	1	1	1	1	1,6	1				1	1	1			1	1						23	
Unld Individuals																														0	
Juveniles		1	1,6	1	1	1	1	1	1	1	1	1	1,6	1				1	1	1			1	1					20		
Troop																														0	
	%	TIME SPENT IN TOWN (Minutes)																												HRS	
Troop	0,0																													0,00	
Individuals	15,6	175	55	190	85	90	210	105	220	135	15	125	100	240	200			125	145	95			100	195				412	50,28		
Roost:	AM	2,1	2,1	5,1	5,1	2,1	2,1	2,1	2,1	4,1	5,1	2,1	2,1	2	2	5,2	4,2	2	2,1	2,1	2,1	2,1	2,1	4,1	2,1	5,1	2,1	2,1	2,1		
Roost:	PM	2,1	5,1	5,1	2,1	2,1	2,1	2,1	4,1	5,1	2,1	2,1	2,1	2	5,2	4,2	2	2,1	2,1	2,1	2,1	2,1	4,1	2,1	5,1	2,1	2,1	2,1	2,1		
Roost Sites		1	Misty Cliffs 1	2	CoGH Reserve	3	Red Hill	4	Shamballah	5	Wildschutsbrand	6	Perdekloof	7	CoGH Nursery	8	Misty Cliffs 2	9	Gate 1												
ID Features of Baboons																															
General remarks		<i>Black, bold and italics text indicates raids at SanParks</i>																													

Figure 4: The GOB Troop raid sheet for February 2020.

- On 13 February, the four GOB individuals moved over the CoGH fence and spent four consecutive nights inside the CoGH section of the TMNP.
- On 25 February 2020, three of the four GOB individuals were successfully captured, tested for tuberculosis and underwent general health checks. Thereafter, they were prepped for translocation to a suitable, approved sanctuary.
- Attempts to safely capture the fourth female continued.

Scarborough male

- An untagged adult male baboon was sighted in Beach Road, Scarborough on 10 February.
- The four GOB females moved away from the male baboon and went into the CoGH National Park. However, the females later returned to Misty Cliffs and were chased around by this male baboon for several days.
- On 24 February, during the operation to capture the four GOB females for translocation, the adult male baboon was caught in Misty Cliffs and successfully released back into the CoGH National Park, within the home range of his natal troop.

Births and Deaths

- No births or deaths were recorded in the GOB Troop this month.

2. THE SLANGKOP TROOP

In Town Statistics

- The troop spent 86.5% of its time out of the urban area.
- Individuals time out of town increased this month from 89.4% in January to 93.5% in February 2020.
- The troop slept on the Slangkop Cliffs 1 Sleep Site for the majority of the month (16 nights), the Slangkop Cliff 2 Sleep Site for 11 nights and the Slangkop 3 Sleep Site for two nights.

Incidents that affected management

Kommetjie

- The Slangkop Troop moved through the suburb of Kommetjie on 17 occasions.
- Residential bins were raided on four occasions.
- A number of properties in Kommetjie have open vegetable gardens, compost heaps and a wide variety of fruiting trees. This had led to an increase in time in town for both the troop and individuals.

HWS: TROOP MONTHLY REPORT																															
SECTOR		CLASSES OF BEHAVIOUR																													
SOUTH WEST		1	2	3	4	5	6	7	8	9	10	11	12	13	14	15	16	17	18	19	20	21	22	23	24	25	26	27	28	29	TOTAL
BABOON TROOP: Slangkop		1	In urban area		4	Attacking pets		7	Threatening behaviour/attack/stealing food																						
MONTH: February YEAR: 2020		2	Raid bins		5	Raid unoccupied house or vehicle		8	Breaking & Entering/Damaging property																						
		3	Non malicious damage		6	Raid occupied house or vehicle		9	Nocturnal Raiding																						
BABOON ID	Sex	1	2	3	4	5	6	7	8	9	10	11	12	13	14	15	16	17	18	19	20	21	22	23	24	25	26	27	28	29	TOTAL
SK10	M	1.6		1		1					1				1														1		7
SK11	M				1	1.2					1				1	1								1							7
UnID Males	M			2																				1							2
UnID Females	F	1.6		2.6	1	2.6					1					1												1		10	
UnID Juveniles				2		2										1														3	
UnID Individuals				1,2,6	2	1					1		6		1									1					1	10	
Troop		1	1		1		1	1		1	1		1		1	1		1				1	1	1	1			1	1	17	
		%	TIME SPENT IN TOWN (Minutes)																										HRS		
Troop		13.5	80	105		50		125	180		187	50		90			151	340		230				165	258	241	175		75	100	43.37
Individuals		6.2	40		370	100	70					105				206	58									65			159	20	19.88
Roost:	AM	6.5	6.5	6	6	6	6	7	6	8	6	6	7	6	7	7	6	7	6	6	7	7	6	6	6	6	7	7	6	6	
Roost:	PM	6.5	6	6	6	6	7	6	8	6	6	7	6	7	7	7	7	7	6	7	7	6	6	6	6	6	7	6	7	8	
Roost Sites		1	Slangkop		2	Ocean View		3	Compass Bakery		4	Witsand		5	Other																
		6	Slangkop 1		7	Slangkop 2		8	Slangkop 3																						
ID Features of Baboons																															
General remarks		<i>Red, bold and italics text indicates raids at Rogers Farm and the City waste disposal site</i>																													

Figure 5: The Slangkop Troop’s raid sheet for February 2020.

Lighthouse Pub & Grill

- Waste management at the Lighthouse Pub & Grill complex in Kommetjie continued to act as a major attractant to the baboons this month. Bins at this establishment were raided on four occasions.



Figure 6: Poor waste management in non-baboon-proof bins at the Lighthouse Pub & Grill complex.

Illegal firearms

- Reports were received by witnesses, that a number of Kommetjie residents have used a variety of illegal firearms on baboons. Residents are reminded that the use of firearms in a residential area is illegal. It is also illegal to shoot or harm baboons.
- If a baboon is shot with a pellet gun, the result is often fatal. The pellet may rip through the internal cavity of the baboon causing major damage as it bounces around. This often results in massive internal bleeding and the baboon suffering a prolonged and painful death.
- Residents are advised to contact the baboon hotline (0715886540) if they need assistance with baboons and allow HWS rangers to safely move the baboons away.

Births and Deaths

- No births or deaths were recorded in the Slangkop Troop this month.

3. THE PLATEAU ROAD TROOP

HWS rangers manage the Plateau Road Troop on Plateau Road, but not on agricultural land. The Plateau Road Troop does not raid in the official urban area and is therefore not a fully managed troop. HWS has a ranger stationed on Plateau Road to manage the interface between tourists and baboons. The aim is to prevent tourists from feeding baboons.

Incidents that affected management**Sleep Site preference**

- The Plateau Road Troop slept in the pine trees at Gate 7 for the majority of the month (25 nights) and at the Gate 4 Sleep Site for the remainder (four nights) of the month.

Troop Movement

- The troop spent the majority of the month foraging under the pine trees and in the indigenous vegetation at Gate 7.
- The troop entered the CoGH section of the Table Mountain National Park on 11 occasions during the month.

SOUTH WEST REGIONAL SUMMARY:**Births and Deaths**

No births or deaths were recorded for the South West region during February 2020.

Recommendations

- All **visible fruit** should be harvested from fruit trees in baboon-affected areas.
- **Baboon-proof bins** should be used by commercial businesses in **Heron Park** to prevent raiding.
- **The Hub Restaurant** should install a security gate to restrict access to the shop by baboons.
- **In2Foods Compass** should install additional electric fencing at weak spots around the bakery to prevent baboon access to the bakery roof.
- **Baboon-proof bins** should be used by residents in **Kommetjie**.
- A **bin-cage** should be built to house the bins at the Lighthouse Pub & Grill complex.

NORTHERN REGION – AREA MANAGER: STEPHANUS FERREIRA

1. TOKAI TROOP

In Town Statistics

- Time out of town for the troop was 100%.
- Time out of town for individuals was 99%.
- The troop slept 17 nights in the Tea Garden and 7 nights in the SANParks Tokai Picnic Site during February and also utilised the Manor House and Chrysalis Gums sleep sites.

HWS: TROOP MONTHLY REPORT																															
SECTOR		CLASSES OF BEHAVIOUR																													
NORTH		1	2	3	4	5	6	7	8	9	10	11	12	13	14	15	16	17	18	19	20	21	22	23	24	25	26	27	28	29	TOTAL
BABOON TROOP: TOKAI		4	5	8	7																										
MONTH: FEBRUARY YEAR: 2020		2	3	6	9																										
		1	2	3	4	5	6	7	8	9	10	11	12	13	14	15	16	17	18	19	20	21	22	23	24	25	26	27	28	29	TOTAL
MT 13 (Y-W)	M																														
TKF7	F																														
TKF12 (B)	F																														
TKF13 (Y)	F																														
TKF15 (CB)	F																														
Un ID male	M	2	2,2	2,2,2,6			1		7,7,7				2,2		7	2						2,2		1		6				19	
Un ID Female	F																														
UN ID juvenile																															
UN ID individuals																															
Troop																															
	%																														HRS
Troop		0,0																													0,00
Individuals		1,0	30	45	45			9					10			13							10		30					3,20	
Roost:	AM	6	9	9	1	1	6	6	1,2	6	1	6	1	3	3	1	1	1	1	1	9	6	1	1	6	2	2	1	1	1	
Roost:	PM	9	9	1	1	6	6	1,2	6	1	6	1	3	3	1	1	1	1	1	9	6	1	1	6	2	2	1	1	1		
Roost Sites		1	Tea Garden				2	Upper Tea Garden				3	Manor House Pines				4	Picnic Site 1				5	Picnic Site 2								
		6	Picnic Site 3				7	Tokai Bridge				8	Mikes Stables Pines				9	Chrysalis Gums				10	Laundry Pines								
		11	Silvermine Pines				12	Promised Land Gums L5				13	Lower Reservoir				14	Cape Academy				15	Other								
ID Features of Baboons																															
General remarks		<i>Bold, black and italics text indicates non-urban raids.</i>																													

Figure 7: The Tokai Troop’s raid sheet for February 2020.

Incidents that affected management**Unidentified Sub-adult Male**

- During February, an identifiable sub-adult untagged male (TK56) was responsible for 11 bin raids, eight of which took place at the Cape Academy of Maths, Science and Technology (Cape Academy).
- TK56 recorded four incidents of taking food from people at the SANParks Tokai Picnic Site. He also entered occupied buildings at the Cape Academy and Block House Restaurant on one occasion respectively.

Births and Deaths

- On 8 February, a newborn was reported in the Tokai Troop.
- On 21 February 2020, a badly injured and emaciated juvenile female baboon was identified in the Tokai Troop. The juvenile was captured and assessed by a veterinarian who determined that the injuries, most likely from an attempted infanticide, were severe. The juvenile was euthanased for humane reasons in accordance with the baboon management guidelines.

2. ZWAANSWYK TROOP**In Town Statistics**

- Time out of town for the troop was 100%.
- Time out of town for individuals was 99.7%.
- The troop slept six nights at the Tea Garden and 10 nights at the SANParks Tokai picnic area during February 2020 and also slept at Mike's Stables and the Manor House Pines sleep sites.

Incidents that affected management**Cape Academy of Maths, Science and Technology**

- On 14 February, ZWF1 (adult female) and TK55 (adult male) went to the Cape Academy, during which ZWF1 raided two bins.

HWS: TROOP MONTHLY REPORT																																
SECTOR		CLASSES OF BEHAVIOUR																														
NORTH		1	In urban area	4	Attacking pets	7	Threatening behaviour/attack/stealing food																									
BABOON TROOP:	ZWAANSWYK	2	Raid bins	5	Raid unoccupied house or vehicle	8	Breaking & Entering/Damaging property																									
MONTH: FEBRUARY	YEAR: 2020	3	Non malicious damage	6	Raid occupied house or vehicle	9	Nocturnal Raiding																									
BABOON ID	Sex	1	2	3	4	5	6	7	8	9	10	11	12	13	14	15	16	17	18	19	20	21	22	23	24	25	26	27	28	29	TOTAL	
TK55 (B-B)	M														1						6										2	
TKF5 (G)	F																															
TKF4 (O)	F		7																												1	
ZWF1	F														2,2																2	
Un ID Females	F																							1							1	
Un ID juveniles																																
Un ID individuals																																
Troop																																
	%	TIME SPENT IN TOWN (Minutes)																												HRS		
Troop	0,0																															0,00
Individuals	0,3														35																	1,08
Roost:	AM	4	4	4	6	6	8	10	7	6,8	3	10	6	6	3	2	2	6	6	1	9	15	6	8	5	2	2	3	3	1		
Roost:	PM	4	4	6	6	8	10	7	6,8	3	10	6	6	3	2	2	6	6	1	9	15	6	8	5	3	3	3	3	1	1		
Roost Sites	1	Tea Garden				2	Upper Tea Garden				3	Manor House Pines				4	Picnic Site 1				5	Picnic Site 2										
	6	Picnic Site 3				7	Tokai Bridge				8	Mikes Stables Pines				9	Chrysalis Gums				10	Laundry Pines										
	11	Silvermine Pines				12	Promised Land Gums L5				13	Lower Reservoir				14	Cape Academy				15	Other										
ID Features of Baboons																																
General remarks	<i>Bold, black and italics text indicates non-urban raids.</i>																															

Figure 8: The Zwaanswyk Troop's raid sheet for February 2020.

SANParks' Tokai Picnic Area

- On 2 February, TKF4 (adult female) raided an occupied picnic table in the picnic site.

Births and Deaths

- One newborn was identified in the Zwaanswyk Troop on 5 February 2020. No deaths were recorded in this troop during February 2020.

3. CONSTANTIA TROOP 1 (CT1)

In Town Statistics

- Time out of town for the troop was 100%.
- Time out of town for individuals was 99.3%.
- The troop slept 14 nights at the Upper Gums and eight nights at the Lower Gums Sleep Site during February 2020 and also utilised Bike Trail Gums and the Price Drive Stream sleep sites.

HWS: TROOP MONTHLY REPORT																															
SECTOR		CLASSES OF BEHAVIOUR																													
NORTH		1	2	3	4	5	6	7	8	9	10	11	12	13	14	15	16	17	18	19	20	21	22	23	24	25	26	27	28	29	TOTAL
BABOON TROOP: CT1		1 In urban area				4 Attacking pets				7 Threatening behaviour/attack/stealing food																					
MONTH: FEBRUARY YEAR: 2020		2 Raid bins				5 Raid unoccupied house or vehicle				8 Breaking & Entering/Damaging property																					
		3 Non malicious damage				6 Raid occupied house or vehicle				9 Nocturnal Raiding																					
BABOON ID	Sex	1	2	3	4	5	6	7	8	9	10	11	12	13	14	15	16	17	18	19	20	21	22	23	24	25	26	27	28	29	TOTAL
MT14 (Bi-Bi)	M																	1													1
CON16 (R-W)	M																												6		1
CONF1 (W)	M																														
Un ID Male	M																														
Un ID Female	F																	1													1
Un ID Juveniles																															
Un ID Individuals																															
Troop																															
	%	TIME SPENT IN TOWN (Minutes)																												HRS	
Troop	0,0																														0,00
Individuals	0,3																	60													1,00
Roost:	AM	1	1	1	1	1	1	3	1	1	1	1	3	3	3	3	2	2	5	5	1	2	2	2	1	1	2	1	2	2	1
Roost:	PM	1	1	1	1	1	3	1	1	1	1	3	3	3	3	2	2	5	5	1	2	2	2	1	1	2	1	2	2	1	1
Roost Sites		1 Upper Gums				2 Lower Gums				3 Bike Trail Gums				4 Middle Plantation				5 Price drive stream													
		6 Buitenverwachting Gums				7 Block 10 Gums				8 Castle Gums				9 Dumping Site				10 Veels-te-Ver													
		11 Watergat				12 Langbos Kloof				13 Other				14				15													
ID Features of Baboons																															
General remarks		<i>Bold, black and italics text indicates non-urban raids.</i>																													

Figure 9: The CT1 Troop's raid sheet for February 2020.

Incidents that affected management

MT14 (adult male)

- MT14 and an unidentified female entered Price Drive on one occasion during February and spent 60 minutes in town. No raids were recorded during this time.

CON16 (adult male)

- On 27 February 2020, it was reported that CON16 raided Simon's Restaurant on Groot Constantia Estate.

Births and Deaths

- No births or deaths were recorded in CT1 during February 2020.

4. CONSTANTIA TROOP 2 (CT2)

In Town Statistics

- Time out of town for the troop was 100%.
- Time out of town for individuals was 100%.
- The troop mostly slept at the Buiten Gums Sleep Site during February 2020.

Incidents that affected management

- No incidents occurred that affected usual management of this troop.

Births and Deaths

- No births or deaths were recorded for CT2 during February 2020.

5. MOUNTAIN TROOP**In Town Statistics**

- Time out of town for the troop was 100%.
- Time out of town for individuals was 100%.
- The troop slept mostly at Veels-te-Ver sleep site during February 2020.

Incidents that affected management

- No incidents occurred during February that affected management.

Births and Deaths

- No births or deaths were recorded for the Mountain Troop during February 2020.

NORTH REGIONAL SUMMARY:**Births and Deaths**

- During February, two births and one death were recorded in the northern region. There was one birth in the Tokai and Zwaanswyk Troop's respectively and an infanticide occurred in the Tokai Troop.

Recommendations

- **Signage** informing the public to **lock their vehicle doors** and keep **windows closed** should be placed at the **SANParks boom gate** on Tokai Road to reduce baboons **raiding vehicles**.
- **Signage** informing visitors to Chrysalis Academy to not to leave their bags unattended is recommended.
- **Bins** at the **SANParks' Picnic Site** need to be closed properly to prevent baboon raids.
- The **electrified perimeter fence** at the **SANParks' Tokai Picnic Site** should be **upgraded and maintained** on a regular basis to prevent baboons from entering the picnic site.
- **Regular maintenance and upgrades to electrified perimeter fences on wine estates and other areas** will reduce baboon incursions. **Regular trimming and removal of overhanging trees** and closing of

excavations would also **reduce baboon access**.

- Measures such as **storing food in secure areas** will reduce the amount of human derived foods (HDF's) that are available to baboons. This should reduce the level of raiding at **Chrysalis Academy**.
- Removal of **fruit trees** at the Cape Academy and securing bins in bin cages will reduce the current level of raiding at the **Cape Academy** and therefore reduce the incentive for baboons wanting to go there.
- Measures such as the **baboon-proofing of private and staff houses on wine estates will also reduce baboon access to human derived foods (HDF's)**.
- **Insulating** the electrical bushings of the **Veels-te-Ver transformer box** by placing covers over them will prevent baboons from getting **electrocuted**.

C. COMMUNITY AWARENESS AND EDUCATION

Community Conservation Officer's (CCO) Monthly Feedback for February 2020

Various tasks are carried out on a monthly basis to improve education and raise awareness amongst the baboon-affected communities on the Cape Peninsula.

Fifteen households were visited in Da Gama Park and Welcome Glen during February. The aims were to improve awareness regarding ineffective bins, better baboon-proofing of houses and discourage the use of prohibited hunting methods without a permit (e.g. paintball marker, pellet gun, sticks and stones).

Tasks	Activities - February 2020			
	South East Da Gama	South-East Smits/Waterfall	South-West	North
Site visits	Navy Flats	Millers Point Picnic Site; Black Marlin; Cape Boat Club; Happy Valley Home; Millers Point Caravan site	Kommetjie Primary School	
Residential visits	Welcome Glen; Da Gama Park			
Education/ Awareness sessions		Happy Valley Home	Kommetjie Primary School	
Pamphlet distribution				Constantia
Stakeholder Meetings	CARBS (Bi-Annual)	CARBS (Bi-Annual); Happy Valley Management	CARBS (Bi-Annual); Kommetjie Primary School	CARBS (Bi-Annual)

Table 1: Summary of awareness-raising tasks carried out in baboon-affected communities on the Southern Cape Peninsula in February 2020.

With the increased presence of baboons in Kommetjie, a meeting was held with the school secretary at Kommetjie Primary School. The CCO walked the school grounds and provided baboon-proofing recommendations to the school. A baboon awareness and education session with around 200 learners was conducted shortly after the initial visit. The children were very interested in sharing their baboon experiences, learning more about the baboons that have been visiting their village, and had many relevant questions following the awareness session.

The bi-annual meeting of Community Appointed Representatives of Baboon Suburbs (CARBS) was held on 4 February 2020. CARBS members and the relevant authorities were in attendance. City of Cape Town, Biodiversity Management representatives presented the baboon management strategy, while HWS summarized area reports and reported on raiding hotspots for the preceding six months. The meeting concluded with an open floor discussion.

D. GENERAL COMMENTS ON ALL BABOON TROOPS

1. POPULATION CHARACTERISTICS

There were four births and four deaths in the managed population during February 2020. Two births were recorded in the south and two in the north. Two deaths were related to infanticide (a natural occurrence), although one of these juveniles was still alive and needed to be euthanased for humane reasons. The third death was WF5, an adult male, from the Waterfall Troop. WF5 was euthanased in terms of the baboon management guidelines for assertive raiding behaviour. CON4, an Adult Male from the Waterfall Troop went missing on 21 February 2020 and is presumed dead.

TROOP	END JUNE TOTALS							FEBRUARY 2020			Total observed Births (1 July 2019 to 30 June 2020)	Total observed Deaths (1 July 2019 to 30 June 2020)	Total Migrations (1 July 2019 to 30 June 2020)
	2013	2014	2015	2016	2017	2018	2019	Births	Deaths	Emigration / Immigration			
Da Gama	42	43	46	52	52	55	48	0	0		5	3	0
Smitswinkel	21	22	24	29	33	35	31	2	0		4	1	0
Waterfall	28	29	31	33	37	40	48	0	3		7	5	0
GOB	20	19	16	17	23	29	23	0	0		0	0	0
Misty Cliffs*	17	16	9	11	-	-	-				-	-	-
Slangkop	37	40	35	41	40	44	43	0	0		2	4	0
SUB TOTAL	165	169	161	183	185	203	193	2	3		18	13	
Zwaanswyk	28	28	30	28	30	20	20	1	0		1	3	2
Tokai	64	70	62	65	69	75	91	1	1		2	9	-2
Mountain	41	47	49	47	57	60	73	0	0		4	7	0
CT1	70	69	77	81	63	46	64	0	0		3	3	0
CT2					22	10	8	0	0		0	0	0
SUB TOTAL	203	214	218	221	241	211	256	2	1		10	22	
TOTAL	368	383	379	404	426	414	449	4	4		28	35	

Table 2: Population data for the eleven managed troops on the Cape Peninsula in February 2020.

Emigration/Immigration figures show animal movements between troops and are accommodated in the troop population totals.

Deaths	END JUNE TOTALS:								Current Contract 2019/20	TOTAL (since July 2012)
	2012/13	2013/14	2014/15	2015/16	2016/17	2017/18	2018/19	2019/20		
Management	17	10	9	4	11	8	4	5	68	
Human Induced (HID)	5	3	22	13	5	8	17	7	80	
<i>Direct **</i>	5	3	4	8	2	7	8	7	44	
<i>Indirect ***</i>			18	5	3	1	9		36	
Natural	19	21	22	8	27	28	18	17	160	
PLOHP****						7			7	
Unknown	5	9	5	8	7	13	6	6	59	
TOTAL DEATHS	46	43	58	33	50	64	45	29	374	

Table 3: Causes of baboon deaths since 2012 (*Data collected during the first half of 2012 provided by Baboon Research Unit, UCT); **Deaths caused directly by humans such as motor vehicle accidents, shooting, poisoning and dogs. ***Deaths caused indirectly by humans such as electrocutions. ****Private Land Owner Hunting Permit; Deaths of damage causing animals hunted on farmland in accordance with a provincial hunting permit issued by CapeNature in terms of Nature Conservation Ordinance 19 of 1934.

2. HOTLINE DATA

During February 2020 there were 172 calls to the hotline, of which 137 were raid related calls received from managed areas. This was a significant decrease from 217 raid related calls received from managed areas in January 2020.

Most of the calls received during January 2020 were from Kommetjie (49) following the move of the Slangkop Troop to Slangkop Mountain on 13 January 2020. Apart from numerous open or unsecured bins in Kommetjie, there are many other attractants for baboons such as open vegetable gardens, compost heaps and a wide variety of fruiting trees. Many calls were also received from Simon's Town (31) and were largely due to WF5, an adult male which regularly encouraged a small group of baboons into the urban area. There were also 16 hotline calls in response to the GOB individuals being in Scarborough or Misty Cliffs.

On 6 February, WF5 was euthanased according to the baboon management guidelines. This resulted in the raid related calls received for Simon's Town dropping from 88 in January, to 31 calls in February. The remaining calls still received from Simon's Town (31) can be attributed to individuals from the Waterfall Troop being attracted to the urban environment due to poor waste management and the lack of effective baboon-proofing, mainly at Naval properties and Happy Valley.

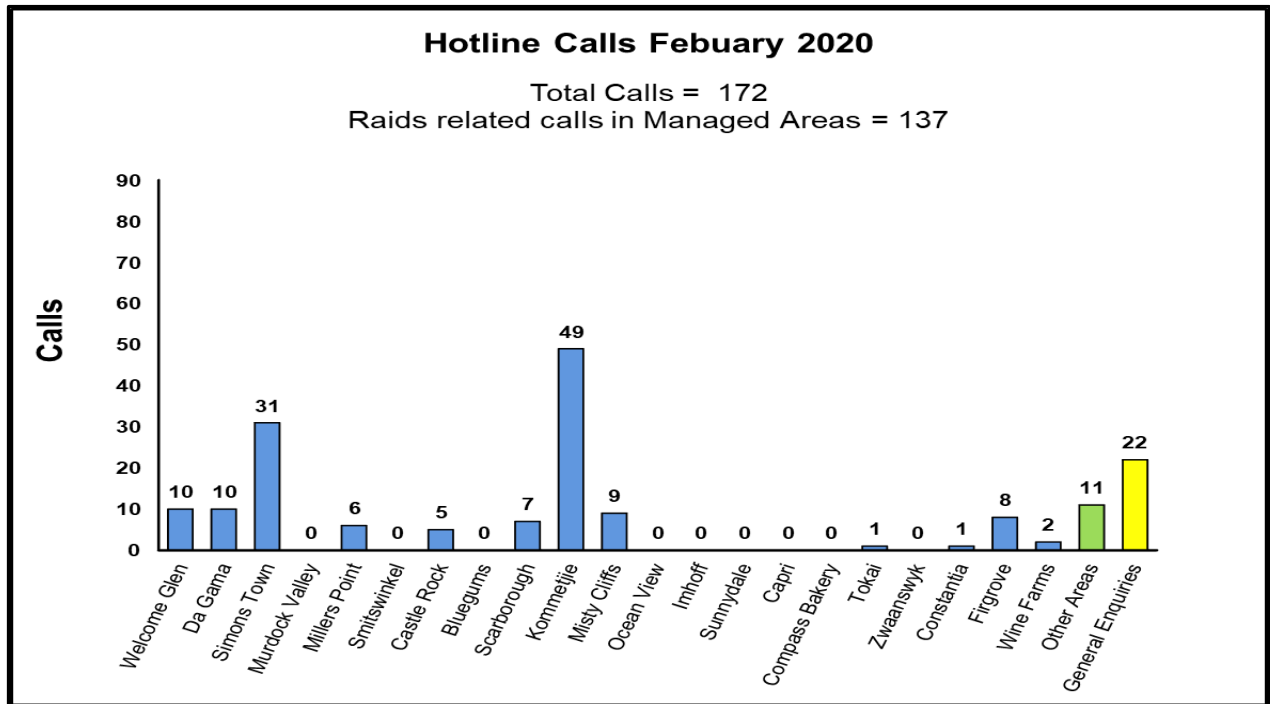


Figure 10: Hotline calls summary per urban area for February 2020. Raid related hotline calls are calls reporting managed baboons in urban areas. Managed Areas are those areas in which managed baboon troops raid. Other Areas, represent those areas beyond the urban edge or the range of managed baboons.

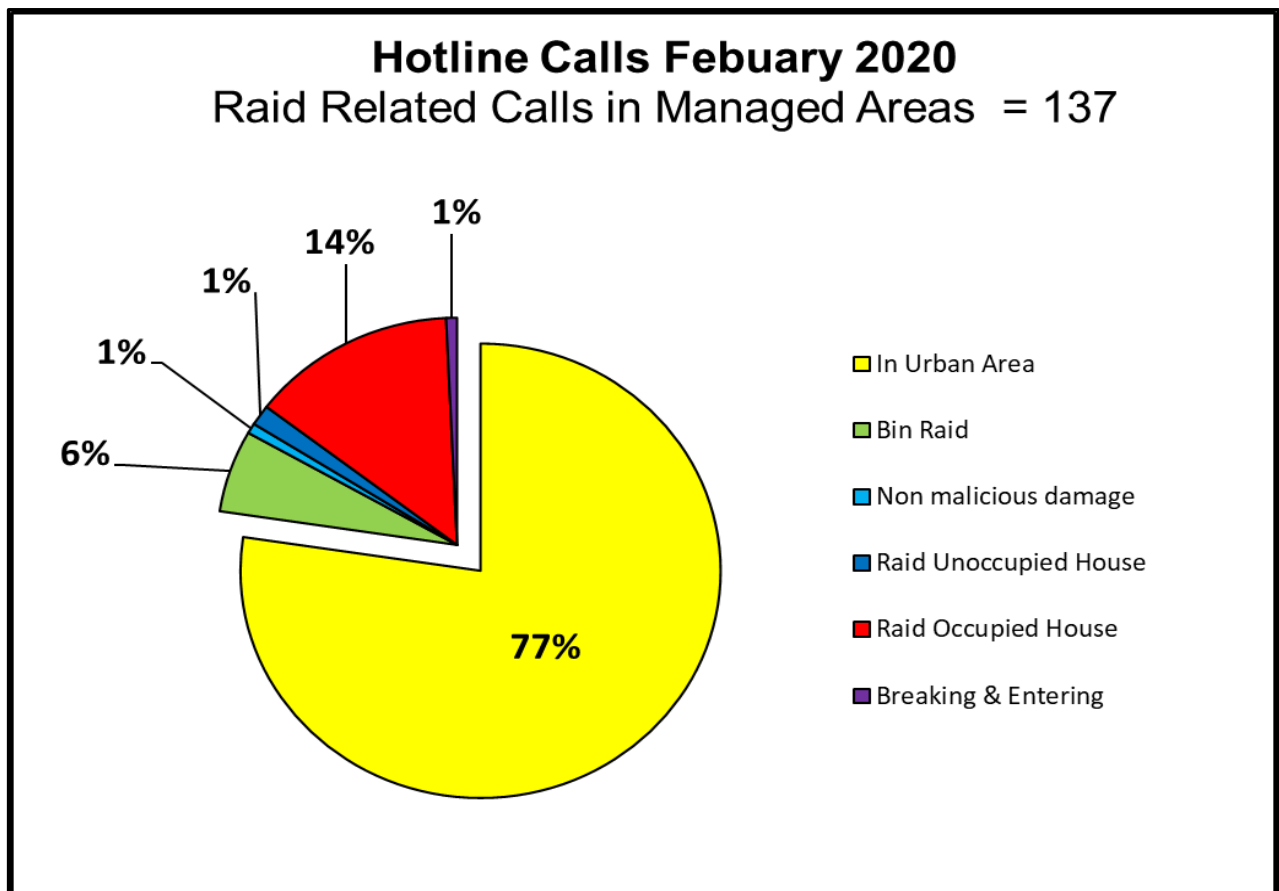


Figure 11: Composition of raid-related hotline calls received during February 2020.

Individuals from the Slangkop Troop’s time out of town increased this month from 89.4% in January to 93.5% in February 2020, with the troop as a whole entering the suburb on 17 occasions.

3. PERCENTAGE TIME OUT OF TOWN

The average percentage time the troops spent out of town in February 2020 was 98%. This is comparable to January when the troops’ time out of town was 98,6%. The Slangkop Troop spent the most time in town this month, whilst individuals from the Da Gama, Waterfall, GOB and Slangkop troops raided town on many occasions. Despite this, individuals from the Slangkop Troop’s time out of town increased this month from 89.4% in January to 93.5% in February 2020, with the troop as a whole entering the suburb on 17 occasions.

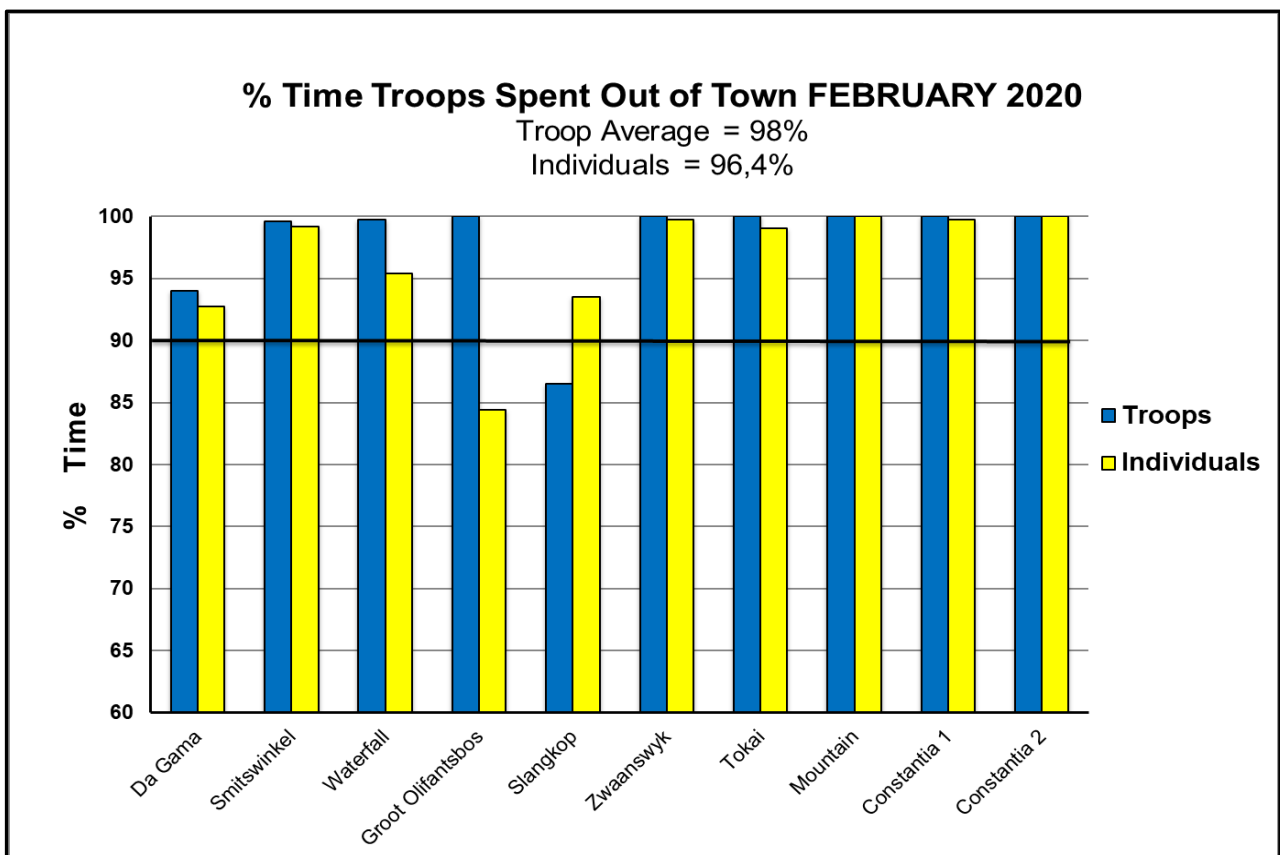


Figure 12: Percentage time troops spent out of town during February 2020. The solid line at 90% indicates the City of Cape Town’s 2014 and current contract requirement.

E. CONCLUSION

After two years of community and stakeholder engagement, three of the four GOB individuals (female baboons) that had been living in and around Scarborough and Misty Cliffs, have been captured, health screened and translocated to a conservation rehabilitation centre in Limpopo. The facility provides a safe refuge for primates and will afford these baboons with an opportunity to integrate with males and without

the threats from the anthropogenic sources of mortality that are common within the urban areas of Cape Town. The fourth individual of the Scarborough Four still needs to be captured. This whole translocation process was based on a once-off permit granted by CapeNature because of the unique set of circumstances relating to these four female baboons.

Over the past few months, WF5, a perpetual raiding adult male from the Waterfall Troop, has continued to be difficult to manage. WF5 often formed smaller raiding parties, raided occupied houses/rooms, showed aggressive behaviour towards people, removed food from people and slept away from the troop (with small group of individuals) on a few occasions. On the 6 February 2020, WF5 was euthanased in terms of the Baboon Management Guidelines for raiding behaviour. There was immediately a significant reduction in baboon raids in Simon's Town, with hotline calls dropping from 88 calls in January to 31 In February.

Poor waste management, fruiting trees and vegetable gardens still provided huge in incentives for baboons to raid Kommetjie this month. Although the troops' time out of town increased by over 4% in February, the troop still managed to raid town on 17 occasions. The main attractant for baboons seems to be the very poor waste management at the Lighthouse Pub & Grill complex in Kommetjie. Good waste management in Kommetjie is an urgent requirement in order to keep the baboons out of town on a permanent basis.

Dr Phil Richardson

HUMAN WILDLIFE SOLUTIONS (PTY) LTD