



Photo: Tara Naeser

# Human Wildlife Solutions

## Monthly Report

March 2020

**TABLE OF CONTENTS:**

<b>A. INTRODUCTION .....</b>	<b>3</b>
<b>B. BABOON MANAGEMENT AND RAID REPORTING .....</b>	<b>3</b>
<b>SOUTH EASTERN REGION – AREA MANAGER: BRONWYN MAREE / CATH SHUTTE .....</b>	<b>3</b>
1. SMITSWINKEL BAY TROOP .....	3
2. WATERFALL TROOP .....	5
3. DA GAMA TROOP .....	6
SOUTH EAST REGIONAL SUMMARY: .....	8
Births and Deaths .....	8
Recommendations.....	8
<b>SOUTH WESTERN REGION – AREA MANAGER: CATH SHUTTE.....</b>	<b>9</b>
1. GROOT OLIFANTSBOS TROOP (GOB) .....	9
2. THE SLANGKOP TROOP .....	10
3. THE PLATEAU ROAD TROOP .....	11
SOUTH WEST REGIONAL SUMMARY: .....	12
Births and Deaths .....	12
Recommendations.....	12
<b>NORTHERN REGION – AREA MANAGER: STEPHANUS FERREIRA.....</b>	<b>13</b>
1. Tokai Troop .....	13
2. ZWAANSWYK TROOP .....	14
Births and Deaths .....	15
3. CONSTANTIA TROOP 1 (CT1) .....	15
Births and Deaths .....	16
4. CONSTANTIA TROOP 2 (CT2) .....	16
Births and Deaths .....	16
5. MOUNTAIN TROOP .....	16
Births and Deaths .....	17
NORTH REGIONAL SUMMARY: .....	17
Births and Deaths .....	17
Recommendations.....	17
<b>C. COMMUNITY AWARENESS AND EDUCATION .....</b>	<b>18</b>
Community Conservation Officer’s (CCO) Monthly Feedback for March 2020 .....	18
<b>D. GENERAL COMMENTS ON ALL BABOON TROOPS .....</b>	<b>19</b>
1. Population CHARACTERISTICS .....	19
2. Hotline Data .....	20
3. Percentage Time Out of Town .....	21
<b>E. CONCLUSION .....</b>	<b>22</b>

## A. INTRODUCTION

This monthly report covers the period from 1 to 31 March 2020. During this period, the fourth female baboon of the Groot Olifantsbos (GOB) Individuals, also known as the Scarborough Four, was translocated to a Mpumalanga rehabilitation sanctuary.

As noted in the February 2020 report, three of the four female baboons that had been living in and around Scarborough and Misty Cliffs for the past three years, were translocated to a rehabilitation sanctuary in Mpumalanga. The last of the four female baboons joined this group in early March.

As noted in the February 2020 report, the Slangkop Troop are now spending a great deal of time on Slangkop Mountain. The terrain on Slangkop Mountain poses a challenge for rangers because of the difficulty of keeping the troop out of Kommetjie, which lies at the base of a steep slope at the northern end of the mountain.

Preventing baboons entering Kommetjie from Slangkop Mountain is a challenge. During March 2020, the Slangkop Troop's time out of town was recorded as 76.1%. All the other managed troops of the Peninsula averaged over 94% time out of town.

This month's report also highlights the challenge of ensuring that all Kommetjie residents have baboon-proof bins, remove fruit trees and secure vegetables in gardens.

## B. BABOON MANAGEMENT AND RAID REPORTING

### SOUTH EASTERN REGION – AREA MANAGER: BRONWYN MAREE / CATH SHUTTE

#### 1. SMITSWINKEL BAY TROOP

##### In Town Statistics

- The Smitswinkel Bay Troop spent 99,8% of its time out of town in March 2020.
- Individuals time out of town was 98,4% this month.
- The Smitswinkel Bay Troop utilised its southern sleep sites for 17 nights and the northern sleep sites for 14 nights of the month.

HWS: TROOP MONTHLY REPORT																																		
SECTOR		CLASSES OF BEHAVIOUR																																
SOUTH EAST		1	2	3	4	5	6	7	8	9	10	11	12	13	14	15	16	17	18	19	20	21	22	23	24	25	26	27	28	29	30	31	TOTAL	
BABOON TROOP:	SMITS	1	In urban area	4	Attacking pets	7	Threatening behaviour/attack/stealing food																											
MONTH: MARCH	YEAR: 2020	2	Raid bins	5	Raid unoccupied house or vehicle	8	Breaking & Entering/Damaging property																											
		3	Non malicious damage	6	Raid occupied house or vehicle	9	Nocturnal Raiding																											
BABOON ID	Sex	1	2	3	4	5	6	7	8	9	10	11	12	13	14	15	16	17	18	19	20	21	22	23	24	25	26	27	28	29	30	31	TOTAL	
SWB6	M									1											1	1												3
PR3	M						1	<b>6,6</b>											5		1		<b>6,6,6,6</b>									1	10	
UnID Males	M																																0	
UnID Females	F																																0	
UnID Juveniles																																	0	
UnID Individuals			1,6																			1								2			4	
Troop		1																											1			2		
	%	TIME SPENT IN TOWN (Minutes)																													HRS			
Troop	1,2	45																													180		3,75	
Individuals	1,6	60				30	41		40										5		5	30	60								30	5,02		
Roost:	AM	4	6	2	7	7	1	1	1	2	1	7	1	7	7	7	1	6	4	2	4	5	2	7	7	7	1	4	4	4	6	6		
Roost:	PM	6	4	6	7	1	1	1	2	1	7	1	7	7	7	1	6	4	6	4	5	2	7	7	7	1	4	4	4	6	6	4		
Roost Sites	1	Smits Caves			2	Partridge Point			3	Bluegums			4	Millers Point			5	Rocklands Farm																
	6	Castle Rock			7	SANParks			8	Other/Unknown			9	Murdoch Valley Cliffs			10																	
ID Features of Baboons																																		
General remarks	<i>Black, bold and italics text indicates raids at SANParks. Red Italics and bold indicate raids on the farms or Smitswinkel.</i>																																	

Figure 1: The Smitswinkel Bay Troop's raid sheet for March 2020.

## Incidents that affected management

### Black Marlin

- The Black Marlin was visited by baboons on four occasions this month.
- An unidentified individual gained access to food items off a restaurant table on one occasion.

### Millers Point Boat Club

- Bins were raided at the Millers Point Boat Club once this month.

### Smitswinkel Bay

- Individual baboons moved into Smitswinkel Bay on two occasions this month.
- Unfortunately, these individuals were able to gain access to occupied houses on three occasions. The same occupied house was raided four times on one day.
- On 24 March 2020, at approximately 6pm, a resident was seen firing two gunshots in Smitswinkel Bay towards the Smitswinkel Bay Troop.
- On 25 March 2020, at roughly 1pm, a single gunshot was heard coming from Smitswinkel Bay.

### PR3

- PR3 continued to move away from the troop to raid within the urban area this month.
- PR3 also raided one unoccupied and three occupied houses.

**Births and Deaths**

There were no births or deaths reported the Smitswinkel Bay Troop during March 2020.

**2. WATERFALL TROOP**

**In Town Statistics**

- The Waterfall Troop spent 98,9% of its time out of the urban area during March.
- Individuals time out of town was 94,6% this month.
- Raids on South African Navy properties constituted 56% of raids, while 44% occurred in the urban area.
- The Waterfall Troop predominantly slept on the Waterfall Cliffs Sleep Site (23 nights), inside the South African Naval Armament Depot (SANAD) facility (four nights), on the mountain behind SANAD (three nights) and one night on North Peak.

HWS: TROOP MONTHLY REPORT																																		
SECTOR		CLASSES OF BEHAVIOUR																																
SOUTH EAST		1	In urban area	4	Attacking Pets	7	Threatening behaviour/attack/stealing food																											
BABOON TROOP:	WATERFALL	2	Raid bins	5	Raid unoccupied house or vehicle	8	Breaking & Entering/Damaging property																											
MONTH: MARCH	YEAR: 2020	3	Non malicious damage	6	Raid occupied house or vehicle	9	Nocturnal Raiding																											
BABOON ID	Sex	1	2	3	4	5	6	7	8	9	10	11	12	13	14	15	16	17	18	19	20	21	22	23	24	25	26	27	28	29	30	31	TOTAL	
WF7	M	2,1	2						2	2	2	6			1		1						2		1		1	2	1					14
UnID Males	M					1,1	6,6																								2	1,1,5,7,6,7	11	
UnID Females	F	2	2					2	1	2	2	6											2		1			2,2	1,1	1		1,1	16	
UnID Juveniles					1,1	2	1			2																							5	
UnID Individuals		1						1	2	1	2				1	1,6											5,6						10	
Troop		2,5,6	2,5,6	2,5,6	2,5,6	2,5,6	5,6	1		5,6	5,6	5,6	2,5,6										2,5,6	5,6	5,6	5,6	5,6		2,5,6,7	5,6		39		
		TIME SPENT IN TOWN (Minutes)																														HRS		
Troop	1,1											210																					3,50	
Individuals	5,4	45	20			30	120	30	70		10		30	90		45									30	25	50	55	23		363	17,27		
Roost:	AM	1	1	1	1	1	1	1	1	1	1	1	1	1	1	1	9	1	1	10	10	10	10	10	10	10	10	1	1	1	1	1	1	
Roost:	PM	1	1	1	1	1	1	1	1	1	1	1	1	1	1	9	1	1	10	10	10	10	10	10	10	10	1	1	1	1	1	1	1	
Roost Sites	1	Waterfall Cliff			2	Happy Valley Mtn			3	Signal School			4	Admiral Footpath			5	Red Hill																
	6	Mountain CoGHN			7	Gate 3 - Plateau Road			8	Shamballah Pines			9	North Peak			10	SANAD																
	11	Bungalow			12	Murdock Valley Cliffs			13	Rocklands Valley			14	Other			15	Quarry																
ID Features of Baboons																																		
General remarks	Red, Bold and <i>Italics</i> indicates raiding inside the South African Naval Ammunition Depot (SANAD) and Signal School. Black, <i>Italics</i> indicates raiding on farms.																																	

Figure 2: The Waterfall Troop’s raid sheet for March 2020.

**Incidents that affected management**

**The South African Navy: Simon’s Town**

- Individuals raided bins at Navy facilities on 20 occasions and in the urban area of Simon’s Town on 26 occasions during March.
- Rooms on naval and urban land were raided on 32 and seven occasions, respectively.
- 79% of assertive raids took place on Naval land and 21% on urban land.

**Happy Valley**

- Waste management at the Happy Valley Home in Simon's Town continued to act as an attractant to the baboons this month.
- Happy Valley bins were raided on three occasions this month.

**Injuries**

- A female juvenile baboon sustained an injury to its right forearm.
- A veterinarian came out to the field to assess her and suggested that the wound could have resulted from an electricity pole electrocution.
- The juvenile was euthanased for humane reasons in terms of the baboon management guidelines. [http://baboons.org.za/images/Protocols/Guidelines\\_for\\_Baboon\\_Management\\_March\\_2019.pdf](http://baboons.org.za/images/Protocols/Guidelines_for_Baboon_Management_March_2019.pdf).

**Births and Deaths**

- On 6 March 2020, a female juvenile baboon was euthanased for welfare reasons. There were no births in the Waterfall Troop this month.

**3. DA GAMA TROOP****In Town Statistics**

- Time out of town for the Da Gama Troop was 93.9% in March.
- For individuals, time out of the urban area decreased from 92.7% in February to 86.8% in March. Individuals spent just over 42 hours in town, largely due to a young male and unidentified females, pushing into town on numerous occasions.
- For three nights (24 to 27 March), 3 unidentified females slept in Da Gama Park thickets away from the troop, while the troop was sleeping out of town. The females were easily pushed to join the troop, when the troop returned to Da Gama Park on the 27 March.
- The troop spent eight nights out of town during this month, utilising Solole, Kleinplaas Dam, Maylands and Winford Farm Sleep Sites. For the remainder of the month (23 nights), the troop mainly utilised the Dagleish Pine Trees Sleep Site near the Da Gama Park naval flats, the Da Gama Park naval flats and 2nd Avenue Sleep Sites.

**Incidents that affected management****DG14 (adult male)**

- Two bins were raided in Van der Graaf Avenue, Da Gama Park, by DG14 and an unidentified female. DG14 also raided a bin on Glenhurst Road.



- DG14 entered one of the occupied Kroonseil Naval Flats, through an open window, obtained several food items and accidentally damaged the fridge door.
- DG14 and a juvenile entered one of the occupied Bluefin Naval Flats, through an open window, and raided the kitchen, eating apples and oats while inside the flat.
- DG14 entered an occupied house on 12th Avenue, through an open door, and obtained a pizza from the kitchen.

HWS: TROOP MONTHLY REPORT																																	
SECTOR										CLASSES OF BEHAVIOUR																							
SOUTH EAST										1 In urban area		4 Attacking pets				7 Threatening behaviour/ attacking/ stealing food																	
BABOON TROOP:					DA GAMA					2 Raid bins		5 Raid unoccupied house or vehicle				8 Breaking & Entering/Damaging property																	
MONTH: MARCH					YEAR: 2020					3 Non malicious damage		6 Raid occupied house or vehicle				9 Nocturnal Raiding																	
BABOON ID	Sex	1	2	3	4	5	6	7	8	9	10	11	12	13	14	15	16	17	18	19	20	21	22	23	24	25	26	27	28	29	30	31	TOTAL
Troop		1,1	1	1	1,1	1	1		1	1	1,1	1							1	1	1	1	1	1					1	1		21	
DG14 (O-G)	M				2				1					2						6	6		2	2				6				8	
DGF1	F																						2									1	
DGF2	F																							2								1	
DGF4	F																															0	
DGF6 (P-Y)	F																															0	
DGF7 (G-G)	F								1					1																		2	
UnID Females	F	1		1,1	1,1	1,1	1,1	1,1	1,1	2,2	1	1		1,2		1,1	1,1		1	2			1	1	1			1		1	1.1.1	1,1	33
UnID Female	F			2	6				1	2		2,2		1								1,1	2	2				1	2.2.2		1	1	17
UnID Individuals		1	1,2	3,6	1	1	1	1	1,1	1	1	1.1.2		1		1	1.1.6		1,1	1								2	1	1,1		29	
UnID Juvs		1		1,1	1,5	1	1,2							1		1,1	1			6		1,6	1	1			1	2	1	1	1	23	
	%	TIME SPENT IN TOWN (Minutes)																															
Troop	6,1	180	40	10	60	25	5		15	180	120	55				15			15	90		20	35	30	55					212	15	19,62	
Individuals	13,2	140	65	25	33	185	60	75	235	35	70	95		105		105	160		65	150		125	95	105	145			39	32	115	200	85	42,40
Roost:	AM	1	27	2	2	2	3	2	2	3	17	2	2	27	2	2	3	2	28	2	2	27	2	2	2	17	19	24	3	2	2	2	
Roost:	PM	27	2	2	2	3	2	2	3	17	2	2	27	2	2	3	2	28	2	2	27	2	2	2	17	19	24	2	2	2	2	2	
Roost Sites	1	Flats					2	Pines - Flats					3	Pines - Da Gama					4	Pines - WG					5	Sport Fields Stables							
	6	Compass Bakery					7	Pines - Outspan					8	Jacks Shop					9	Elsie's Peak					10	Rotary Camp							
	11	Witsand					12	Slangkop					13	Platkop					14	Rasta Camp					15	Ocean View							
	16	KL sleep site					17	Maylands					18	Elsies River Valley					19	Red Hill / Windford					20	Grootkop							
	21	16th Avenue, DG					22	Lewis Gay Dam					23	Pinehaven					24	Kleinplaas Dam					25	Scarborough							
	26	Blue Gums, Waterworks					27	Solole					28	Other - Nkandla Sleep Site																			
	29																																
ID Features of Baboons																																	
General remarks	<i>Bold, italics indicate raids in a non-urban area.</i>																																

Figure 3: The Da Gama Troop raid sheet for March 2020.

**Welcome Glen**

- A unidentified young male raided a public bin at the park on Glenoak Road and a recycling bin was raided on Glenalpine Road. Additionally, a bin was raided in Glenhurst by two unidentified females.
- There is a house in Glenoak Road which has a small dog, which constantly jumps over the fence to chase the baboons. This house will be visited, after the nationwide lock down, to speak with the owner of the dog.
- Juveniles raided an unoccupied house in Glenalpine Road, entering through a bedroom window.
- A fruiting tree in Glenoak Road, is continually attracting females and juveniles to enter Welcome Glen.

**Births and Deaths**

- There were two births and no deaths in the Da Gama Troop during March 2020.

## **SOUTH EAST REGIONAL SUMMARY:**

### **Births and Deaths**

There were two births and one death in the South East region. Both births were recorded in the Da Gama Troop and the death, a welfare euthanasia because of electrocution, occurred in the Waterfall Troop.

### **Recommendations**

- **Visible fruit on fruit trees** in baboon-affected areas **should be harvested**.
- **Open vegetable gardens** should be baboon proofed. Baboon-proofing of all domestic vegetable gardens in baboon-affected areas will reduce baboon incursions into the suburbs.
- **New baboon-proof bins** are required for many properties in Da Gama and Welcome Glen.
- **Waste and recycling collection should be prioritised** to occur in the early morning to prevent this waste from being an attractant to baboons throughout the day. This is most important for Dagleish and Van der Graaf Avenues, Da Gama Park.
- The **use of clear recycling bags** in baboon-affected areas should be re-evaluated as this remains an attractant for baboons.
- The installation of baboon-proof bins at the **West Yard, South African Navy docks** would assist in preventing baboon raids. Baboon-proofing at the **West Yard** cafeteria is recommended.
- Raids at **Waterfall Barracks** and **Happy Valley Home** would be considerably reduced if residents **closed doors and windows** when they left their rooms.
- **Garden waste and household refuse dumped** in the vicinity of the Da Gama Park stream and along the streets in Da Gama Park, should be removed. This waste acts as an attractant for the baboons in town, as well as hindering the effectiveness of the rangers to track the movements of the baboons.
- **Poor waste management at the South African Naval Armament Depot (SANAD) and the Waterfall Barracks** needs to be addressed to reduce the number of incidents occurring.
- The **use of clear recycling bags** in baboon-affected areas should be re-evaluated as this remains an attractant for baboons.
- Waste **dumping** by residents, as well as **food and litter** from contractors on site, in the open area adjacent to the Da Gama Park Convenience Store, should be removed from the area.
- A baboon-proofing solution is required for the **'What's Your Flava' café** in Simon's Town to prevent baboons from raiding the shop.



## SOUTH WESTERN REGION – AREA MANAGER: CATH SHUTTE

### 1. GROOT OLIFANTSBOS TROOP (GOB)

#### In Town Statistics

- The GOB Troop spent the majority of the month within the Cape of Good Hope (CoGH) section of the Table Mountain National Park (TMNP).
- The troop roosted within the boundaries of the CoGH for 18 nights, at Shamballah for 10 nights and at Wildschutsbrand for three nights.
- GOBF1 (also referred to as the GOB individual), roosted at the Misty Cliffs Sleep Site for 9 nights.

HWS: TROOP MONTHLY REPORT																																	
SECTOR		CLASSES OF BEHAVIOUR																															
SOUTH WEST		1	In urban area	4	Attacking pets	7	Threatening behaviour/attack/stealing food																										
BABOON TROOP:	GOB	2	Raid bins	5	Raid unoccupied house or vehicle	8	Breaking & Entering/Damaging property																										
MONTH: MARCH	YEAR: 2020	3	Non malicious damage	6	Raid occupied house or vehicle	9	Nocturnal Raiding																										
BABOON ID	Sex	1	2	3	4	5	6	7	8	9	10	11	12	13	14	15	16	17	18	19	20	21	22	23	24	25	26	27	28	29	30	31	TOTAL
Unld Males	M																																0
GOBF1	F	1			1	1	1	1		1																							6
Females	F																																0
Unld Individuals																																	0
Juveniles																																	0
Troop																																	0
		%	TIME SPENT IN TOWN (Minutes)																											HRS			
Troop		0,0																															0,00
Individuals		9,7	240	365	360	270	180	455																									31,17
Roost:	AM	4,1	4,1	4,1	4,1	4,1	2,1	2,1	2,1	2,1	2,1	2	2	2	2	2	2	2	5	2	4	2	2	2	2	2	4	4	4	2	2	2	
Roost:	PM	4,1	4,1	4,1	4,1	2,1	2,1	2,1	2,1	2,1	2	2	2	2	2	5	2	5	2	4	4	2	2	2	2	4	4	4	4	2	2	5	
Roost Sites		1	Misty Cliffs 1	2	CoGH Reserve	3	Red Hill	4	Shamballah	5	Wildschutsbrand																						
		6	Perdekloof	7	CoGH Nursery	8	Misty Cliffs 2	9	Gate 1	10	Other																						
ID Features of Baboons																																	
General remarks		<i>Black, bold and italics text indicates raids at SANParks.</i>																															

**Figure 4:** The GOB Troop raid sheet for March 2020.

#### Incidents that affected management

##### Individual Movement

- On 10 March 2020, GOBF1 was successfully captured, tested for tuberculosis and underwent a general health check. Thereafter, she was prepped for translocation to the same suitable, approved sanctuary where the other three females had been taken in February.

**Sleep Site Usage**

- The GOB Troop has begun to utilise the Shamballah Pines Sleep Site more frequently towards the end of March. This is a seasonal trend observed in the winter months.

**Births and Deaths**

- No births or deaths were recorded for the GOB Troop during March 2020.

**2. THE SLANGKOP TROOP**

**In Town Statistics**

- The troop spent 76,4% of its time out of the urban area.
- Individuals time out of town was 99,4% this month.
- The troop slept on the Slangkop Cliffs 1 Sleep Site for the majority of the month (21 nights), the Slangkop Cliff 2 Sleep Site for six nights and the Slangkop 3 Sleep Site for four nights.

HWS: TROOP MONTHLY REPORT																																	
SECTOR		CLASSES OF BEHAVIOUR																															
SOUTH WEST		1	In urban area	4	Attacking pets	7	Threatening behaviour/attack/stealing food																										
BABOON TROOP:	Slangkop	2	Raid bins	5	Raid unoccupied house or vehicle	8	Breaking & Entering/Damaging property																										
MONTH:	MARCH	3	Non malicious damage	6	Raid occupied house or vehicle	9	Nocturnal Raiding																										
YEAR:	2020																																
BABOON ID	Sex	1	2	3	4	5	6	7	8	9	10	11	12	13	14	15	16	17	18	19	20	21	22	23	24	25	26	27	28	29	30	31	TOTAL
SK10	M																									5						1	2
SK11	M							6							2													1					3
UniD Males	M			8																	2												2
UniD Females	F	2									2				2										5								5
UniD Juveniles									2																5								2
UniD Individuals						2,5	6						2																			1	6
Troop		1					1	1	1	1	1		1	1	1	1	1	1					1		1	1	1	1				1	18
		TIME SPENT IN TOWN (Minutes)																												HRS			
	%	1	2	3	4	5	6	7	8	9	10	11	12	13	14	15	16	17	18	19	20	21	22	23	24	25	26	27	28	29	30	31	
Troop	23,6	422			207		300	400	230	201	303		120	215	190	170	410	203			60			390	195	140		246				160	76,03
Individuals	0,6																															55	1,98
Roost:	AM	6	6	7	7	6	6	6	6	6	6	6	7	7	6	6	6	6	6	6	7	6	8	6	6	6	6	7	6	7	8	7	
Roost:	PM	6	7	7	6	6	6	6	6	6	6	6	7	8	6	6	6	6	6	7	7	6	8	6	6	6	6	8	6	7	8	7	6
Roost Sites		1	Slangkop			2	Ocean View			3	Compass Bakery			4	Witsand			5	Other														
		6	Slangkop 1			7	Slangkop 2			8	Slangkop 3																						
ID Features of Baboons																																	
General remarks		<i>Red, bold and italics text indicates raids at Rogers Farm and the City waste disposal site.</i>																															

Figure 5: The Slangkop Troop’s raid sheet for March 2020.

**Incidents that affected management****Kommetjie**

- The Slangkop Troop moved through the suburb of Kommetjie on 18 occasions this month.
- Residential bins were raided on six occasions.
- There are many attractants for baboons in Kommetjie. A number of properties in Kommetjie have open vegetable gardens, compost heaps and a wide variety of fruiting trees. This had led to a significant increase in time in town by the troop as they discovered new gardens and bins with unsecured food.

**Illegal firearms:**

- A number of residents have been seen using various illegal weapons against the baboons. These include but are not limited to, paintball guns, pellet guns and slingshots.
- It is illegal to use any projectile deterrents against baboons without a necessary permit. These residents will be visited by the relevant legal authorities and possible fines will be issued after the lockdown period.
- If a baboon is shot with a pellet gun, the result is often fatal. The pellet may rip through the internal cavity of the baboon causing major damage as it bounces around. This often results in massive internal bleeding and the baboon suffering a prolonged and painful death over several days.
- Residents are advised to contact the baboon hotline (0715886540) if they need assistance with baboons and allow HWS rangers to safely move the baboons away.

**Infanticide:**

- On 13 March 2020, SK11 an adult male, caught and killed two juveniles.

**Births and Deaths**

- There were two deaths in the Slangkop Troop caused by infanticide.

**3. THE PLATEAU ROAD TROOP**

HWS rangers manage the Plateau Road Troop on Plateau Road, but not on agricultural land. The Plateau Road Troop does not raid in the official urban area and is therefore not a fully managed troop. HWS has a ranger stationed on Plateau Road to manage the interface between tourists and baboons. The aim is to prevent tourists from feeding baboons.

### **Incidents that affected management**

#### **Sleep Site preference:**

- The troop slept in the pine trees at Gate 7 for the majority of the month (24 nights), at the Gate 4 Sleep Site for six nights and the remainder (one night) at the Gate 1 Sleep Site.

#### **Troop Movement:**

- The troop spent the majority of the month foraging under the pine trees and in the indigenous vegetation at Gate 7.
- The troop entered the CoGH section of the Table Mountain National Park on eleven occasions during the month.

### **SOUTH WEST REGIONAL SUMMARY:**

#### **Births and Deaths**

There were no births and two deaths in the South West region during March 2020. Both deaths occurred in the Slangkop Troop and were caused by infanticide.

#### **Recommendations**

- All **fruiting trees or visible fruit** should be harvested from fruit trees in baboon-affected areas.
- **Baboon-proof bins** should be used by commercial businesses in **Heron Park** to prevent raiding.
- **The Hub Restaurant** should install a security gate to restrict access to the shop by baboons.
- **In2Foods Compass** should install additional electric fencing to weak spots around the bakery to prevent access to the bakery roof.
- **Baboon-proof bins** should be used by residents in **Kommetjie**.

## **NORTHERN REGION – AREA MANAGER: STEPHANUS FERREIRA**

### **1. TOKAI TROOP**

#### **In Town Statistics**

- Time out of town for the troop was 100%.
- Time out of town for individuals was 99.7%.
- The troop slept (17 nights) in the Tea Garden; (8 nights) at SANParks Tokai Picnic Site; (3 nights) at the Manor House Pines; (2 nights) at the Lower Reservoir; and (1 night) at the Chrysalis Gums.

#### **Incidents that affected management**

##### **TK56**

- TK56 an untagged sub-adult male, was more challenging to manage this month as his raiding behaviour increased.
- He entered Zwaanswyk and spent 55 minutes in town on one day, although no raids were recorded.
- TK56 raided an occupied picnic table at the SANParks Tokai Picnic Site.
- TK56 raided four bins, two at Cape Academy and the other two were at The Range and Buitenverwachting.
- It was also reported that TK56 took a lunchbox from construction workers at Porter Estate.
- TK56 raided an occupied table at the Blockhouse Kitchen Restaurant and broke a window when he tried to get out of the restaurant.

##### **Porter Estate**

- On 2 March, a few unidentified individuals raided an occupied house on Porter Estate.

##### **Injuries**

- An injured juvenile in the Tokai Troop was seen on 2 March. The juvenile had bite marks around its neck and left forearm and was emaciated. The juvenile was captured on 3 March and was assessed by a veterinarian who determined that the juvenile had to be euthanased for humane reasons. The cause of the injuries is most likely an infanticidal attempt by an adult male.
- On 19 March an injured sub-adult male was found in the Tea Garden. He had a bite wound on his left shoulder and was unable to move. It is suspected that he had a confrontation during the night with another male in the troop and got injured and fell out of the tree. On 20 March, this sub-adult male was also euthanased for humane reasons.

HWS: TROOP MONTHLY REPORT																																	
SECTOR		CLASSES OF BEHAVIOUR																															
NORTH		1	In urban area	4	Attacking pets	7	Threatening behaviour/attack/stealing food																										
BABOON TROOP:	TOKAI	2	Raid bins	5	Raid unoccupied house or vehicle	8	Breaking & Entering/Damaging property																										
MONTH: MARCH	YEAR: 2020	3	Non malicious damage	6	Raid occupied house or vehicle	9	Nocturnal Raiding																										
BABOON ID	Sex	1	2	3	4	5	6	7	8	9	10	11	12	13	14	15	16	17	18	19	20	21	22	23	24	25	26	27	28	29	30	31	TOTAL
MT 13 (Y-W)	M																																
TK 56	M	7	2		1	2			2,2	7		3,6																					9
TKF7	F																																
TKF12 (B)	F																																
TKF13 (Y)	F																																
TKF15 (CB)	F																																
Un ID male	M																																
UnID Female	F																																
UN ID juvenile																																	
Un ID individuals			6																														1
Troop																																	
	%																																
Troop	0,0																																0,00
Individuals	0,3				55				10																								1,08
Roost:	AM	1	6	3	2	1	6	3	6	6	6	1	6	3	9	13	6	1	2	1	1	1	2	1	13	1	1	1	1	1	1	5	
Roost:	PM	6	3	2	1	6	3	6	6	6	1	6	3	9	13	6	1	2	1	1	1	2	1	13	1	1	1	1	1	1	5	6	
Roost Sites	1	Tea Garden				2	Upper Tea Garden				3	Manor House Pines				4	Picnic Site 1				5	Picnic Site 2											
	6	Picnic Site 3				7	Tokai Bridge				8	Mikes Stables Pines				9	Chrysalis Gums				10	Laundry Pines											
	11	Silvermine Pines				12	Promised Land Gums L5				13	Lower Reservoir				14	Cape Academy				15	Other											
ID Features of Baboons																																	
General remarks	<i>Bold, black and italics text indicates non-urban raids.</i>																																

Figure 6: The Tokai Troop's raid sheet for March 2020.

## Births and Deaths

- There were no births recorded for the Tokai Troop this month.
- Two deaths occurred in the Tokai Troop this month. On 3 March an injured juvenile was euthanased for humane reasons, and on 20 March an injured sub-adult male was euthanased for humane reasons.

## 2. ZWAANSWYK TROOP

### In Town Statistics

- Time out of town for the troop was 100%.
- Time out of town for individuals was 99.9%.
- The troop slept (17 nights), at the Tea Garden and (7 nights), at the SANParks' Tokai Picnic Site, (3 nights). The other (4 nights), the troop utilised the Manor House, Mike Stables, Chrysalis Gums, Tokai Bridge and the Laundry Pines sleep sites.

### Incidents that affected management

#### **Bloekom Laan**

- TK55 and an untagged female went to Bloekom Laan on two occasions during which one bin raid occurred.

HWS: TROOP MONTHLY REPORT																																	
SECTOR		CLASSES OF BEHAVIOUR																															
NORTH		1	In urban area	4	Attacking pets	7	Threatening behaviour/attack/stealing food																										
BABOON TROOP:	ZWAANSWYK	2	Raid bins	5	Raid unoccupied house or vehicle	8	Breaking & Entering/Damaging property																										
MONTH: MARCH	YEAR: 2020	3	Non malicious damage	6	Raid occupied house or vehicle	9	Nocturnal Raiding																										
BABOON ID	Sex	1	2	3	4	5	6	7	8	9	10	11	12	13	14	15	16	17	18	19	20	21	22	23	24	25	26	27	28	29	30	31	TOTAL
TK55 (B-B)	M		2	1																													2
TKF5 (G)	F																																
TKF4 (O)	F																																
ZWF1	F																																
Un ID Females	F		2	1																													2
Un ID juveniles																																	
Un ID individuals																																	
Troop																																	
	%	TIME SPENT IN TOWN (Minutes)																													HRS		
Troop	0,0																																0,00
Individuals	0,2	20	15																														0,58
Roost:	AM	3	5	8	2	6	4	6	4	9	5	2	10	1	1	13	7,8	2	2	1	3	1	1	1	1	2	1	1	1	1	1	5	
Roost:	PM	5	8	2	6	4	6	4	9	5	2	10	1	1	13	7,8	2	2	1	3	1	1	1	1	2	1	1	1	1	1	1	8	
Roost Sites	1	Tea Garden				2	Upper Tea Garden				3	Manor House Pines				4	Picnic Site 1				5	Picnic Site 2											
	6	Picnic Site 3				7	Tokai Bridge				8	Mikes Stables Pines				9	Chrysalis Gums				10	Laundry Pines											
	11	Silvermine Pines				12	Promised Land Gums L5				13	Lower Reservoir				14	Cape Academy				15	Other											
ID Features of Baboons																																	
General remarks	<i>Bold, black and italics text indicates non-urban raids.</i>																																

Figure 7: The Zwaanswyk Troop's raid sheet for March 2020.

## Births and Deaths

- No births or deaths were recorded for the Zwaanswyk Troop during this month.

## 3. CONSTANTIA TROOP 1 (CT1)

### In Town Statistics

- Time out of town for the troop was 100%.
- Time out of town for individuals was 100%.
- The troop mostly slept (5 nights) at the Lower Gums, (13 nights) at the Upper Gums, (11 nights) at the Bike trails, (5 nights) at the Lower Gums and (2 nights) at the Buitenverwachting Gums.

### Incidents that affected management

#### Migrations

- On 3 March, MT18 from the CT2 Troop emigrated to the CT1 troop. He has since stayed with this troop. There are now three adult males in the troop which are competing for the alpha position. It seems as if MT18 is the more dominant of the three.



## **Births and Deaths**

- One birth was recorded in the CT1 Troop on 20 March. No deaths were recorded in the CT1 Troop during this month.

## **4. CONSTANTIA TROOP 2 (CT2)**

### **In Town Statistics**

- Time out of town for the troop was 100%.
- Time out of town for individuals was 100%.
- The troop mostly slept at the Buiten Gums Sleep Site during March 2020.

### **Incidents that affected management**

#### **Migrations**

- MT18, the Alpha male for the CT2 Troop, emigrated to the CT1 troop on 3 March. He has since remained with the CT1 Troop.
- On 4 March, an untagged sub-adult male from the Mountain Troop immigrated to the CT2 Troop. He has since remained with the CT2 Troop.

## **Births and Deaths**

- No births or deaths were recorded in the CT2 Troop during this month.

## **5. MOUNTAIN TROOP**

### **In Town Statistics**

- Time out of town for the troop was 100 %.
- Time out of town for individuals was 100 %.
- The troop slept mostly at Veels-te-Ver sleep site during March 2020.

### **Incidents that affected management**

#### **Migrations**

- On 4 March, an untagged sub adult male immigrated to the CT2 Troop from the Mountain Troop. He has since remained with the CT2 Troop.

## Births and Deaths

- No births or deaths were recorded for the Mountain Troop during this month.

## NORTH REGIONAL SUMMARY:

### Births and Deaths

- During March, one birth was recorded in the north region in CT1. Two deaths occurred. Both deaths were euthanasias for humane reasons due to injuries. One from an attempted infanticide and the other determined to be related to a fight.

### Recommendations

- **Signage** informing the public to **lock their vehicle doors** and keep **windows closed** should be placed at the **SANParks boom gate** on Tokai Road to reduce baboons **raiding vehicles**.
- **Signage** informing visitors to Chrysalis Academy not to leave their bags unattended is recommended.
- **Bins** at the **SANParks Tokai Picnic Site** need to be closed properly to prevent baboon raids.
- The **electrified perimeter fence** at the **SANParks Tokai Picnic Site** should be **upgraded and maintained** on a regular basis, to prevent baboons from entering the picnic site to raid.
- **Regular maintenance and upgrades to electrified perimeter fences on wine estates and other areas** will reduce baboon incursions. **Regular trimming and removal of overhanging trees** and closing of porcupine excavations will also reduce baboon access.
- Measures such as storing food in secure areas will reduce the amount of human derived foods (HDF's) that are available to baboons. This should reduce the level of raiding at **Chrysalis Academy**.
- Removal of fruit trees at the Cape Academy and securing bins in bin cages will reduce the current level of raiding at the **Cape Academy** and therefore reduce the incentive for baboons to want to go there.
- Measures such as the **baboon-proofing of private and staff houses on wine estates will also reduce baboon access to HDF's**.
- **Insulating** the electrical bushings of the **Veels-te-Ver transformer box** by placing covers over them should prevent baboons from getting **electrocuted**.

## C. COMMUNITY AWARENESS AND EDUCATION

### Community Conservation Officer's (CCO) Monthly Feedback for March 2020

Various tasks are carried out on a monthly basis to improve education and raise awareness amongst the baboon-affected communities on the Cape Peninsula.

Fourteen households were visited in **Da Gama Park** and **Welcome Glen** during March as well as numerous site visits. The aim site visits are to improve awareness regarding ineffective bins and better baboon-proofing of houses and facilities.

Baboon awareness and education sessions were held with approximately 30 staff members at **Black Marlin Restaurant at Millers Point**, and with 52 residents and staff at **Happy Valley Home in Simon's Town**. A Welcome Glen community awareness session, requested by a resident, received a poor turnout. A few baboon-affected residents from the Simon's Town area were in attendance.

A Baboon-Proofing Plan was developed for **Kommetjie Primary School**. This report highlighted where improved waste management practices could be implemented and provided recommendations for more effective baboon-proofing of the facilities on the school grounds. HWS hope that Kommetjie Primary School will seriously consider implementation of the provided recommendations.

Despite receiving a similar Baboon-Proofing Plan in 2018, the **Cape Academy of Mathematics, Science and Technology in Constantia** has put in little effort to carry out the recommendations provided by HWS to deter baboons from entering the school grounds. This has led to continued raiding at this site by baboons.

Tasks	Activities - March 2020			
	South East Da Gama	South-East Smits/Waterfall	South-West	North
Site visits	SA Naval Flats; Da Gama Convenience Store	Millers Point Picnic Site; Millers Point Caravan Park; Black Marlin Restaurant; Cape Boat & Ski Boat Club; Happy Valley Home	Fisherman's Restaurant; Lighthouse Pub & Grill; Kommetjie Superette; Espresso.Kom Restaurant; Just Foods Deli	Cape Academy; Chrysalis Academy; The Range; Cape Research Centre
Residential visits	Welcome Glen; Da Gama Park			Zeldenrust

<b>Education/ Awareness sessions</b>	Welcome Glen Resident's Meeting	Happy Valley Home; Black Marlin Restaurant		
<b>Pamphlet distribution</b>		Simon's Town	Kommetjie business hub; Baboon-Proofing Plan for Kommetjie Primary School	
<b>Stakeholder Meetings</b>	SA Navy	Black Marlin management; Simon's Town CARBS rep		Chrysalis CARBS rep

**Table 1:** Summary of awareness-raising tasks carried out in baboon-affected communities on the Southern Cape Peninsula in March 2020.

## D. GENERAL COMMENTS ON ALL BABOON TROOPS

### 1. POPULATION CHARACTERISTICS

There were three births and five deaths in the managed population during March 2020. Two births in the south, and one in the northern region. Three deaths in the south and two in the north. Four of these five deaths were as a result of intra troop conflict, either between adult males or adult males killing off juveniles. This seems to be trend in some of the larger troops over the past year and may be the result of troop sizes becoming too big as a result of human derived foods being artificially available.

TROOP	END JUNE TOTALS							MARCH 2020			Total observed Births (1 July 2019 to 30 June 2020)	Total observed Deaths (1 July 2019 to 30 June 2020)
	2013	2014	2015	2016	2017	2018	2019	Births	Deaths	Emigration / Immigration		
Da Gama	42	43	46	52	52	55	48	2	0		7	3
Smitswinkel	21	22	24	29	33	35	31	0	0		4	1
Waterfall	28	29	31	33	37	40	48	0	1		7	6
GOB	20	19	16	17	23	29	23	0	0		0	0
Misty Cliffs*	17	16	9	11	-	-	-				-	-
Slangkop	37	40	35	41	40	44	43	0	2		2	6
<b>SUB TOTAL</b>	<b>165</b>	<b>169</b>	<b>161</b>	<b>183</b>	<b>185</b>	<b>203</b>	<b>193</b>	<b>2</b>	<b>3</b>		<b>20</b>	<b>16</b>
Zwaanswyk	28	28	30	28	30	20	20	0	0		1	3
Tokai	64	70	62	65	69	75	91	0	2		2	11
Mountain	41	47	49	47	57	60	73	0	0	-1	4	7
CT1	70	69	77	81	63	46	64	1	0	+1	4	3
CT2					22	10	8	0	0		0	0
<b>SUB TOTAL</b>	<b>203</b>	<b>214</b>	<b>218</b>	<b>221</b>	<b>241</b>	<b>211</b>	<b>256</b>	<b>1</b>	<b>2</b>		<b>11</b>	<b>24</b>
<b>TOTAL</b>	<b>368</b>	<b>383</b>	<b>379</b>	<b>404</b>	<b>426</b>	<b>414</b>	<b>449</b>	<b>3</b>	<b>5</b>		<b>31</b>	<b>40</b>

**Table 2:** Population data for the eleven managed troops on the Cape Peninsula in March 2020. Emigration/Immigration figures show animal movements between troops and are accommodated in the troop population totals.

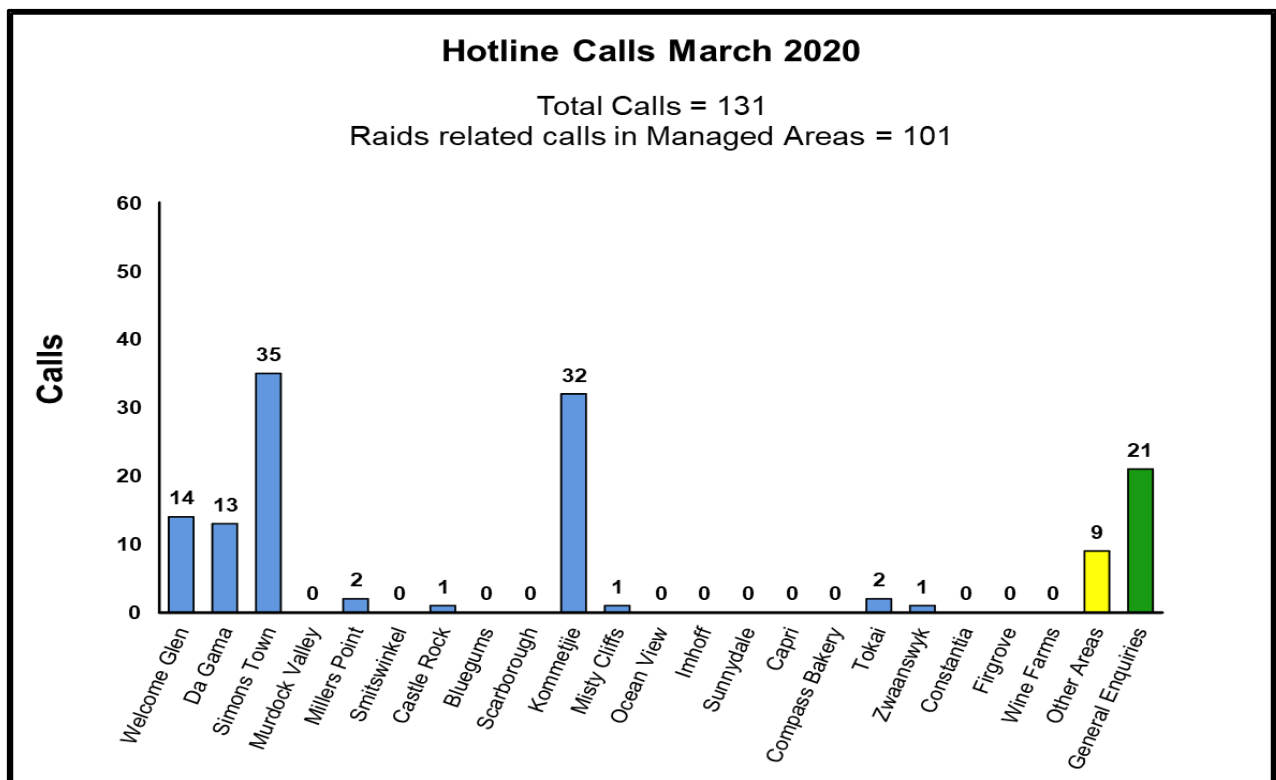
Three of the deaths were management interventions for humane reasons all relating to injuries by natural causes (infanticides and injuries suspected to be sustained by other baboons).

Deaths	END JUNE TOTALS:								Current Contract	TOTAL (since July 2012)
	2012/13	2013/14	2014/15	2015/16	2016/17	2017/18	2018/19	2019/20		
Management	17	10	9	4	11	8	4	5	68	
Human Induced (HID)	5	3	22	13	5	8	17	8	81	
Direct **	5	3	4	8	2	7	8	7	44	
Indirect ***			18	5	3	1	9	1	37	
Natural	19	21	22	8	27	28	18	21	164	
PLOHP****						7			7	
Unknown	5	9	5	8	7	13	6	6	59	
<b>TOTAL DEATHS</b>	<b>46</b>	<b>43</b>	<b>58</b>	<b>33</b>	<b>50</b>	<b>64</b>	<b>45</b>	<b>34</b>	<b>379</b>	

**Table 3:** Causes of baboon deaths since 2012 (\*Data collected during the first half of 2012 provided by Baboon Research Unit, UCT); \*\*Deaths caused directly by humans such as motor vehicle accidents, shooting, poisoning and dogs. \*\*\*Deaths caused indirectly by humans such as electrocutions. \*\*\*\*Private Land Owner Hunting Permit; Deaths of damage causing animals hunted on farmland in accordance with a provincial hunting permit issued by CapeNature in terms of Nature Conservation Ordinance 19 of 1934.

## 2. HOTLINE DATA

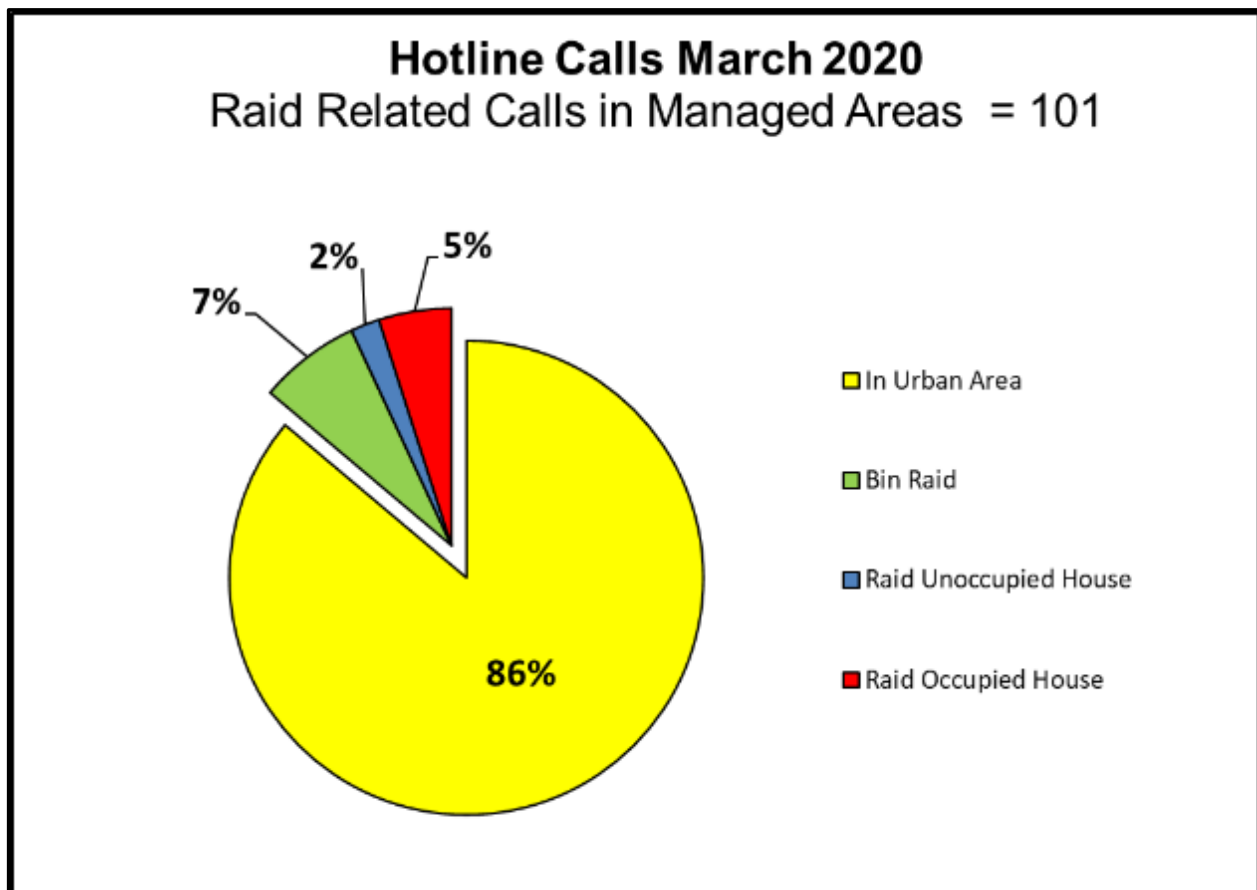
During March 2020 there was a total of 131 calls to the hotline, of which 101 were raid related calls received from managed areas. This is a decrease in calls compared to February 2020 when a total of 172 calls were received of which 137 were from managed areas. Most of the calls received during February 2020 were from Kommetjie and Simon’s Town. This is attributed to the many attractants for the Slangkop Troop in Kommetjie; and the poor waste management and lack of effective baboon-proofing, mainly at the Naval properties and Happy Valley Home, in the Waterfall area of Simon’s Town.



**Figure 8:** Hotline calls summary per urban area for March 2020. Raid related hotline calls are calls reporting managed baboons in urban areas. Managed Areas are those areas in which managed baboon troops raid. Other Areas, represent those areas beyond the urban edge or the range of managed baboons.

During March most of the calls were once again received from Kommetjie (32) and Simon's Town (35) but there was also a definite general reduction in baboon raids this month.

The most significant factor of the hotline data this month is that most calls (86%) were reporting baboons in the urban area. There were less bin and occupied house raids. The majority of these raids (seven bin raids and five occupied house raids) were undertaken by individuals in Da Gama, Welcome Glen and Simon's Town.

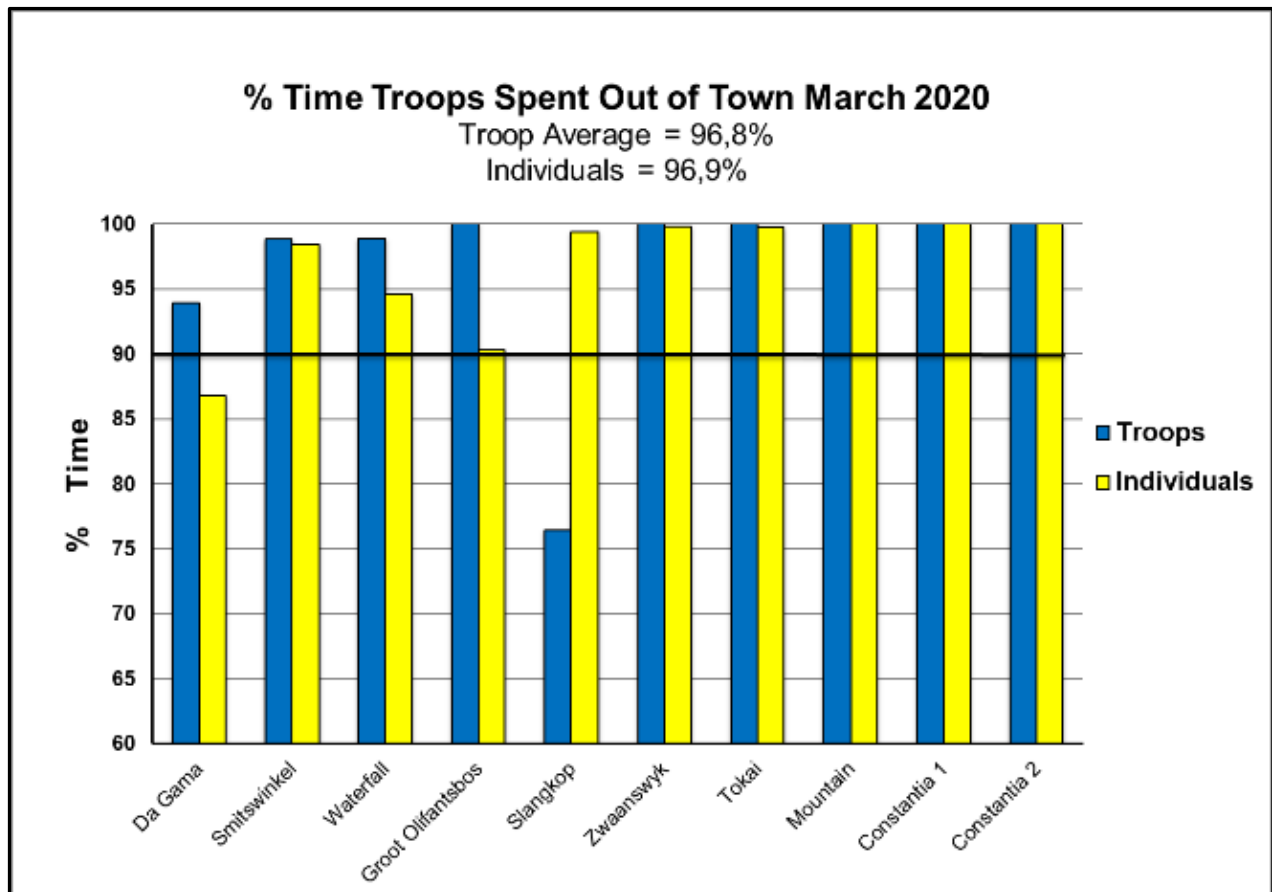


**Figure 9:** Composition of raid-related hotline calls during March 2020.

### **3. PERCENTAGE TIME OUT OF TOWN**

The percentage time the troops spent out of town in March 2020 was 96.8%. This is the lowest average troop time out of town that HWS has recorded since August 2012 and can almost entirely be attributed to the raiding behaviour of the Slangkop Troop, which was only out of town for 76.4% of the time. The Da Gama Troop also had a relatively low time out of town but was still much higher at 93.9%. The average time out of town for the remaining eight troops was a more respectable 99.5%.

Poor waste management and baboon proofing at the naval residences and bases at Da Gama Park, SANAD and in Simon's Town continues to be a challenge.



**Figure 10:** Percentage time troops spent out of town during March 2020. The solid line at 90% indicates the City of Cape Town's 2014 and current contract requirement.

## E. CONCLUSION

March is generally considered to be the end of the long dry summer in Cape Town and, as such, is often a time when baboon raids are relatively high compared to early summer when there is moisture in the soil and spring flowers are still available as food. However, this March the hotline calls have been relatively low compared to earlier summer months, and troop times out of town have also been reasonable apart from that for the Slangkop Troop.

It is very noticeable that the three troops with the most hotline calls (Slangkop, Waterfall and Da Gama) and with the least time out of town (same three troops), are also troops where the urban edge abuts difficult mountainous terrain and where waste management is very poor.

Slangkop Mountain has steep cliffs on its western and northern edge which are very difficult to defend against baboons trying to raid town. Furthermore, because the Slangkop Troop has spent very little time on the mountain for the past six years or so, most of the Kommetjie residents are no longer baboon-aware,



do not have baboon proof bins, or houses, and do not protect their garden fruit and vegetables against baboons. Therefore, Kommetjie is a suburb that provides high rewards with relatively easy access to baboons.

The Waterfall Troop has an even steeper and higher mountain on which it sleeps and from which it can raid the urban area of Simon's Town. In addition, not far below the Waterfall Sleep Site, are the Simon's Town Naval Barracks which have extremely poor waste management and food protection records.

Although waste management at the Da Gama Park naval flats has improved over the past year, the terrain around this suburb and Welcome Glen is generally steep and mountainous, waste management is generally poor, and few houses are baboon proofed. These two suburbs can therefore also provide profitable raiding for baboons.

As autumn and winter approach, baboons traditionally prefer to sleep lower down the mountain and therefore closer to the urban areas. In addition, food is generally less available during winter, and therefore baboons get hungrier and are more inclined to raid than during the more productive months. All residents of baboon affected suburbs, but particularly those in Kommetjie, are therefore urged to secure their bins and houses and protect their compost heaps and vegetable gardens against potential invasions by baboons.

Dr Phil Richardson

**HUMAN WILDLIFE SOLUTIONS (PTY) LTD**