



Photo: Dr Phil Richardson

Human Wildlife Solutions

Monthly Report

April 2020

TABLE OF CONTENTS:

A. INTRODUCTION	3
B. BABOON MANAGEMENT AND RAID REPORTING	3
SOUTH EASTERN REGION – AREA MANAGER: BRONWYN MAREE / CATH SHUTTE	3
1. SMITSWINKEL BAY TROOP	3
2. WATERFALL TROOP	5
3. DA GAMA TROOP	6
SOUTH EAST REGIONAL SUMMARY:	8
Births and Deaths	8
Recommendations.....	8
SOUTH WESTERN REGION – AREA MANAGER: CATH SHUTTE.....	9
1. GROOT OLIFANTSBOS TROOP (GOB)	9
2. THE SLANGKOP TROOP	10
3. THE PLATEAU ROAD TROOP	11
SOUTH WEST REGIONAL SUMMARY:.....	12
Births and Deaths	12
Recommendations.....	12
NORTHERN REGION – AREA MANAGER: STEPHANUS FERREIRA.....	12
1. TOKAI TROOP	12
2. ZWAANSWYK TROOP	13
Births and Deaths	14
3. CONSTANTIA TROOP 1 (CT1)	14
Births and Deaths	14
4. CONSTANTIA TROOP 2 (CT2)	15
Births and Deaths	15
5. MOUNTAIN TROOP	15
Births and Deaths	15
NORTH REGIONAL SUMMARY:	15
Births and Deaths	15
Recommendations.....	16
C. COMMUNITY AWARENESS AND EDUCATION	16
Community Conservation Officer’s (CCO) Monthly Feedback for April 2020.....	16
D. GENERAL COMMENTS ON ALL BABOON TROOPS	17
1. Population Characteristics	17
2. Hotline Data	18
3. Percentage Time Out of Town	19
E. CONCLUSION	20

A. INTRODUCTION

This monthly report covers the period from 1 to 30 April 2020. During this month, the country was under strict nationwide COVID-19 lockdown regulations. This however, had a positive effect on baboon management, particularly for the troops in the northern region, due to less human activity (and therefore attractants) in the area, such as at Chrysalis Academy, Porter Estate and Tokai Plantation.

All the northern troops and individuals remained out of town for 100% of the time, except for two incidents during which, individuals from the Tokai Troop accessed Zwaanswyk through a hole in the electric fence, still only resulting in an individual time out of town for Tokai of 99.7%. There were no raiding incidents reported in the North. In addition, Constantia 1 and Constantia 2 Troops have been moving together since 22 April 2020 and it is possible that they may rejoin and form one troop again. These two troops split apart in 2015 after the huge fires.

In the South, the Slangkop Troop continued to remain difficult to manage, recording a second month of a low percentage of time out of town for the troop (75.5%). This was also evident in the high number of hotline calls (57) received from Kommetjie this month. There remain several challenges within Kommetjie, which include residents feeding baboons, numerous fruit trees, accessible vegetable gardens and easy access to open houses.

All of these factors were probably increased because of the greater number of people at home during the lockdown. On a positive note, the Da Gama individuals time out of town increased from 86.6% in March to 93.8% in April, and therefore spent half the amount of time in town compared to the previous month.

B. BABOON MANAGEMENT AND RAID REPORTING

SOUTH EASTERN REGION – AREA MANAGER: BRONWYN MAREE / CATH SHUTTE

1. SMITSWINKEL BAY TROOP

In Town Statistics

- The Smitswinkel Bay Troop spent 99.6% of its time out of town in April 2020.
- Individual time out of town was 97.5% this month.
- The Smitswinkel Bay Troop utilised its southern sleep sites for 18 nights and the northern sleep sites for 12 nights of the month.

HWS: TROOP MONTHLY REPORT																																
SECTOR		CLASSES OF BEHAVIOUR																														
SOUTH EAST		1	In urban area	4	Attacking pets	7	Threatening behaviour/attack/stealing food																									
BABOON TROOP:	SMITS	2	Raid bins	5	Raid unoccupied house or vehicle	8	Breaking & Entering/Damaging property																									
MONTH: APRIL	YEAR: 2020	3	Non malicious damage	6	Raid occupied house or vehicle	9	Nocturnal Raiding																									
BABOON ID	Sex	1	2	3	4	5	6	7	8	9	10	11	12	13	14	15	16	17	18	19	20	21	22	23	24	25	26	27	28	29	30	TOTAL
SWB6	M	6					1	1	5				1																			6
PR3	M	1				1	1						1																2			5
UnID Males	M																															0
UnID Females	F												1																	1		2
UnID Juveniles		6							5				1																			3
UnID Individuals																																0
Troop			1																	2										1		3
		TIME SPENT IN TOWN (Minutes)																													HRS	
Troop	0.4	60																													30	1.50
Individuals	2.5	141			15				149				20							180												8.42
Roost:	AM	4	5	7	7	3	5	4	5	4	6	5	5	9	5	9	5	5	4	6	4	4	5	2	6	5	6	6	7	7	7	1
Roost:	PM	5	6	7	3	5	4	5	4	6	4	5	9	5	9	5	5	4	6	4	5	5	2	6	5	6	6	7	7	1	7	
Roost Sites		1	Smits Caves	2	Partridge Point	3	Bluegums	4	Millers Point	5	Rocklands Farm																					
		6	Castle Rock	7	SANParks	8	Other/Unknown	9	Murdoch Valley Cliffs	10																						
ID Features of Baboons																																
General remarks		<i>Black, bold and italics text indicates raids at SANParks. Red Italics and bold indicate raids on the farms or Smitswinkel.</i>																														

Figure 1: The Smitswinkel Bay Troop's raid sheet for April 2020.

Incidents that affected management

Black Marlin Restaurant

- The Black Marlin Restaurant was visited by baboons on one occasion this month.

Millers Point Boat Club

- The troop raided three bins at the braai area at the Millers Point Boat Club on one occasion this month.

Smitswinkel Bay

- The troop moved into and through Smitswinkel Bay on three occasions this month.

Farms

- Farms along Plateau Road were visited on three occasions by baboons during April.

PR3

- PR3 raided a bin at a property near the Bluegums Sleep Site.

SWB6

- SWB6, together with a juvenile, raided a kitchen in Erica Close, Murdoch Valley. These individuals entered through an open window when the resident stepped out to take out their refuse bin.
- SWB6, together with a juvenile raided a house in Fern Road, Murdoch Valley and took bread rolls.

Births and Deaths

There were no births or deaths reported the Smitswinkel Bay Troop during April 2020.

2. WATERFALL TROOP

In Town Statistics

- The Waterfall Troop spent 100% of its time out of the urban area during April.
- Individuals time out of town was 94.7% this month.
- Raids on South African Navy properties constituted 52% of raids (45 raids), while 48% (42 raids) occurred in the urban area.
- The Waterfall Troop predominantly slept on the Waterfall Cliffs Sleep Site (17 nights), inside the South African Naval Armament Depot (SANAD) facility (six nights), on the mountain behind SANAD (six nights) and one night on North Peak.

HWS: TROOP MONTHLY REPORT																																	
SECTOR		CLASSES OF BEHAVIOUR																															
SOUTH EAST		1	In urban area	4	Attacking Pets	7	Threatening behaviour/attack/stealing food																										
BABOON TROOP:	WATERFALL	2	Raid bins	5	Raid unoccupied house or vehicle	8	Breaking & Entering/Damaging property																										
MONTH: APRIL	YEAR: 2020	3	Non malicious damage	6	Raid occupied house or vehicle	9	Nocturnal Raiding																										
BABOON ID	Sex	1	2	3	4	5	6	7	8	9	10	11	12	13	14	15	16	17	18	19	20	21	22	23	24	25	26	27	28	29	30	TOTAL	
WF7	M			1								1			6	1		1					2.2					2			2	9	
UnID Males	M	6											1	1	2		1	2	1				2.2			1	1					11	
UnID Females	F	1	1	1.1								1.2	1	1.1	2		1.1	2	2				2		2	2	2		1	1.2	2	24	
UnID Juveniles			1									1		1	2		1									1	1		1	2	9		
UnID Individuals												2													1	1		1	2		5		
Troop		1	1	1	1	1	1	1		1	3	1	1.6		1		2.6	2.6			1		1	2.6	2.6	2.6	1	1		1	2.6	29	
	%	TIME SPENT IN TOWN (Minutes)																												HRS			
Troop	0.0																													0.00			
Individuals	5.3	105	23	60								20	15	50	120		60	80							60	100	90	100	15	180	17.97		
Roost:	AM	1	1	1	1	10	10	10	10	10	10	10	10	1	1	1	1	15	1	1	10	10	10	10	10	10	1	1	1	1	1	1	1
Roost:	PM	1	1	1	1	10	10	10	10	10	10	10	10	1	1	1	1	9	1	1	10	10	10	10	10	1	1	1	1	1	1	1	1
Roost Sites	1	Waterfall Cliff				2	Happy Valley Mtn				3	Signal School				4	Admiral Footpath				5	Red Hill											
	6	Mountain CoGHN				7	Gate 3 - Plateau Road				8	Shamballah Pines				9	North Peak				10	SANAD											
	11	Bungalow				12	Murdock Valley Cliffs				13	Rocklands Valley				14	Other				15	Quarry											
ID Features of Baboons																																	
General remarks	Red, Bold and <i>Italics</i> indicates raiding inside the South African Naval Ammunition Depot (SANAD) and Signal School. Black, <i>Italics</i> indicates raiding on farms.																																

Figure 2: The Waterfall Troop’s raid sheet for April 2020.

Incidents that affected management

The South African Navy: Simon’s Town

- Individuals raided bins at Navy facilities on 16 occasions and in the urban area of Simon’s Town on 13 occasions during April.
- Rooms on Naval and urban land were raided on eight occasions (including a navy property in Court Road, Simon’s Town) and one occasion, respectively.
- 89% of assertive raids took place on Naval land and 11% on urban land.

Happy Valley

- Poor waste management at the Happy Valley Home in Simon's Town continued to attract the baboons this month.
- Bins at Happy Valley were raided on two occasions this month.

Births and Deaths

- There were no births or deaths in the Waterfall Troop during April 2020.

3. DA GAMA TROOP**In Town Statistics**

- Time out of town for the Da Gama Troop was 94.5% in April, compared to 93.9% in March 2020.
- For individuals, time out of the urban area increased from 86.8% in March to 93.8% in April. Individuals spent just over 20 hours in town this month, compared to 42 hours the previous month.
- The troop spent ten nights out of town during this month, utilising Solole, Blackhill, Maylands, Grootkop, Witsand and some cliffs above Compass Bakery Sleep Sites. For the remainder of the month (20 nights), the troop mainly utilised the Dagleish Pine Trees near the Da Gama Park naval flats and the 2nd Avenue sleep sites.

Incidents that affected management**DG14 (adult male)**

- DG14 entered a house in Glenalpine Road, Welcome Glen, through an open door, but was shortly moved out of the house and back to the troop.

Welcome Glen

- A young sub-adult male raided a house in Gleneagle Road but was not able to obtain any food items.
- An unidentified female raided a bin in Gleneagle and Glenalpine Roads, on two separate occasions.
- Fruit trees at a property in Glenoak Road continued to attract baboons into the area, drawing them into town on at least two occasions this month.

Da Gama Park

- Eight bin/bin bag raids occurred in Da Gama Park this month: these occurred in Da Gama Road, 2nd Avenue, 12th Avenue; 13th Avenue and in 14th Avenue. Fourteenth Avenue is becoming a habitual raiding location, and three bins were raided here.
- An unidentified female raided a house on 2nd Avenue, forcing open a slightly ajar window and obtaining food from the kitchen.

Other

- An unidentified female raided a bin in Shetland Drive, while later that day, an unidentified female raided a bin in Java Close in Capri.
- Two unidentified females, obtained a jar of peanut butter from a house in Bali Close, Capri. The door to the house was left open, providing easy access for the baboons.

HWS: TROOP MONTHLY REPORT																																
SECTOR		CLASSES OF BEHAVIOUR																														
SOUTH EAST		1	In urban area	4	Attacking pets	7	Threatening behaviour/ attacking/ stealing food																									
BABOON TROOP: DA GAMA		2	Raid bins	5	Raid unoccupied house or vehicle	8	Breaking & Entering/Damaging property																									
MONTH: APRIL YEAR: 2020		3	Non malicious damage	6	Raid occupied house or vehicle	9	Nocturnal Raiding																									
BABOON ID	Sex	1	2	3	4	5	6	7	8	9	10	11	12	13	14	15	16	17	18	19	20	21	22	23	24	25	26	27	28	29	30	TOTAL
Troop		1	1				1.1		1				1	1	1.1	1.1		1							1.1		1	1	1.1	1		20
DG14 (O-G)	M																										6				1	
DGF1	F			1																					1						2	
DGF2	F																								2						1	
DGF4	F																														0	
DGF6 (P-Y)	F	1					1		1																						3	
DGF7 (G-G)	F	1																							1						1	3
UnID Females	F	1.1.1					1		1.1.1					1.1	1.1.1		5								1.1	1				1	17	
UnID Female	F	2.1.1			2		6		2.2.2.1					1	2		2.2										2				14	
UnID Individuals		1.1	6	1					1						1.1										2.1		2.2				14	
UnID Juvs		2.1.1			1				2			1			1.1.1	1									1.1	1				1	14	
		%	TIME SPENT IN TOWN (Minutes)																													
Troop		5.5	45	55	30	36		55		20			12	90	22	30	70		110									18			18.48	
Individuals		6.2	100	22	30	40		80		140			5			135	170		90									102			20.83	
Roost:	AM	2	3	27	2	2	25	2	3	2	20	11	3	2	2	3	2	28	27	28	2	2	17	20	3	2	25	3	2	2	2	
Roost:	PM	2	27	2	2	25	2	3	2	20	11	3	2	2	3	2	28	27	28	2	2	17	20	3	2	25	3	2	2	2	3	
Roost Sites	1	Flats				2	Pines - Flats				3	Pines - Da Gama				4	Pines - WG				5	Sport Fields Stables										
	6	Compass Bakery				7	Pines - Outspan				8	Jacks Shop				9	Elsie's Peak				10	Rotary Camp										
	11	Witsand				12	Slangkop				13	Platkop				14	Rasta Camp				15	Ocean View										
	16	KL sleep site				17	Maylands				18	Elsies River Valley				19	Red Hill / Windford				20	Grootkop										
	21	16th Avenue, DG				22	Lewis Gay Dam				23	Pinehaven				24	Kleinplaas Dam				25	Blackhill										
	26	Blue Gums, Waterworks				27	Solole				28	Other																				
ID Features of Baboons																																
General remarks		28 - Cliffs above Compass Bakery Sleep Site																														

Figure 3: The Da Gama Troop’s raid sheet for April 2020.

Injuries

- On 6 April, an unidentified female baboon had an altercation with several dogs at the junction of 4th and 8th Avenues, Da Gama Park. There were no obvious external wounds to the baboon. The baboon was monitored by rangers over the next few days in case of any further unseen injuries. The baboon appeared to be behaving normally.
- DG14 was observed to have a small circular wound on his hind leg, most likely from a pellet gun. He was monitored for several days. The injury had no effect on DG14, and he continued to behave and move with the troop normally.

Births and Deaths

- There were no births or deaths in the Da Gama Troop during April 2020.

SOUTH EAST REGIONAL SUMMARY:

Births and Deaths

There were no births or deaths in the South East region during April.

Recommendations

- **Visible fruit on fruit trees** in baboon-affected areas **should be harvested** so as not to attract baboons.
- **Open vegetable gardens** should be baboon proofed. Baboon-proofing of all domestic vegetable gardens in baboon-affected areas will reduce baboon incursions into the suburbs.
- **New baboon-proof bins** are required for many properties in Da Gama and Welcome Glen.
- **Waste and recycling collection should be prioritised** to occur in the early morning to prevent this waste from being an attractant to baboons throughout the day. This is most important for Dagleish and Van der Graaf Avenues, Da Gama Park.
- The **use of clear recycling bags** in baboon-affected areas should be re-evaluated as this remains an attractant for baboons.
- The installation of baboon-proof bins at the **West Yard, South African Navy docks** would assist in preventing baboon raids. Baboon-proofing at the **West Yard** cafeteria is recommended.
- Raids at **Waterfall Barracks** and **Happy Valley Home** would be considerably reduced if residents **closed doors and windows** when they left their rooms.
- **Garden waste and household refuse dumped** in the vicinity of the Da Gama Park stream and along the streets in Da Gama Park, should be removed. This waste acts as an attractant for the baboons in town, as well as hindering the effectiveness of the rangers to track the movements of the baboons.
- **Poor waste management at the South African Naval Armament Depot (SANAD) and the Waterfall Barracks** needs to be addressed to reduce the number of incidents occurring.
- **Dumping** of waste by residents, as well as **food and litter** from contractors on site, in the open area adjacent to the Da Gama Park Convenience Store, should be removed from the area.
- A baboon-proofing solution is still required for the **'What's Your Flava' café** in Simon's Town to prevent baboons from raiding the shop.

SOUTH WESTERN REGION – AREA MANAGER: CATH SHUTTE

1. GROOT OLIFANTSBOS TROOP (GOB)

In Town Statistics

- The GOB Troop spent the majority of the month within the Cape of Good Hope (CoGH) section of the Table Mountain National Park (TMNP).
- The troop roosted at Wildschutsbrand for ten nights, within the boundaries of the CoGH for eleven nights, at Shamballah for five nights and at the two Perdekloof sleep sites for four nights each.

HWS: TROOP MONTHLY REPORT																																
SECTOR		CLASSES OF BEHAVIOUR																														
SOUTH WEST		1	In urban area	4	Attacking pets	7	Threatening behaviour/attack/stealing food																									
BABOON TROOP:	GOB	2	Raid bins	5	Raid unoccupied house or vehicle	8	Breaking & Entering/Damaging property																									
MONTH: APRIL	YEAR: 2020	3	Non malicious damage	6	Raid occupied house or vehicle	9	Nocturnal Raiding																									
BABOON ID	Sex	1	2	3	4	5	6	7	8	9	10	11	12	13	14	15	16	17	18	19	20	21	22	23	24	25	26	27	28	29	30	TOTAL
Unld Males	M																															0
Females	F																															0
Unld Individuals																															0	
Juveniles																															0	
Troop																															0	
	%	TIME SPENT IN TOWN (Minutes)																													HRS	
Troop	0.0																														0.00	
Individuals	0.0																														0.00	
Roost:	AM	5	2	2	2	4	6	2	2	5	5	5	5	6	6	4	6	6	2	5	5	5	2	2	2	5	6	5	5	5		
Roost:	PM	2	2	2	4	4	5	2	2	5	2	5	6	6	4	6	6	2	5	5	5	4	2	2	5	5	4	2	5	5	2	
Roost Sites		1	Misty Cliffs 1			2	CoGH Reserve			3	Red Hill			4	Shamballah			5	Wildschutsbrand													
		6	Perdekloof			7	CoGH Nursery			8	Misty Cliffs 2			9	Gate 1			10	Other													
ID Features of Baboons																																
General remarks		<i>Black, bold and italics text indicates raids at SANParks.</i>																														

Figure 4: The GOB Troop's raid sheet for April 2020.

Incidents that affected management

- No incidents occurred that affected management during this month.

Births and Deaths

- No births or deaths were recorded for the GOB Troop during April 2020.

2. THE SLANGKOP TROOP

In Town Statistics

- The troop spent 75.5% of its time out of the urban area.
- Individuals time out of town was 98.3% this month.
- The troop slept on the Slangkop Cliffs 1 Sleep Site for the majority of the month (21 nights) and the Slangkop Cliffs 2 Sleep Site for the remaining nine nights.

HWS: TROOP MONTHLY REPORT																																
SECTOR		CLASSES OF BEHAVIOUR																														
SOUTH WEST		1	In urban area	4	Attacking pets	7	Threatening behaviour/attack/stealing food																									
BABOON TROOP:	Slangkop	2	Raid bins	5	Raid unoccupied house or vehicle	8	Breaking & Entering/Damaging property																									
MONTH:	APRIL	3	Non malicious damage	6	Raid occupied house or vehicle	9	Nocturnal Raiding																									
YEAR:	2020																															
BABOON ID	Sex	1	2	3	4	5	6	7	8	9	10	11	12	13	14	15	16	17	18	19	20	21	22	23	24	25	26	27	28	29	30	TOTAL
SK10	M					1	5																	2		2						4
SK11	M	6	6	6					1		1						6		2				2	1							10	
UnID Males	M										2																				1	
UnID Females	F	6	6	1		1					1,2								2							2				8		
UnID Juveniles									1																					1		
UnID Individuals																							1		6					2		
Troop		1	1	1	1	1	1				1	1		1			1				1	1	1	1	1	1	1	1	1	19		
		TIME SPENT IN TOWN (Minutes)																													HRS	
Troop	%	24,5	490	210	200	250	225				230	329		352			150			160	280	250	250	240		385	145	243	255	295	82,32	
Individuals		1,7		15		5	20		30		20								110				30	115						5,75		
Roost:	AM	6	6	6	6	6	6	6	6	7	7	6	6	7	6	6	7	6	6	7	6	6	7	6	6	6	6	6	6	7		
Roost:	PM	6	6	6	6	6	6	6	7	7	6	6	7	6	6	7	6	6	7	6	6	7	6	6	6	7	6	6	7	6		
Roost Sites		1 Slangkop			2 Ocean View			3 Compass Bakery			4 Witsand			5 Other																		
		6 Slangkop 1			7 Slangkop 2			8 Slangkop 3																								
ID Features of Baboons																																
General remarks		<i>Red, bold and italics text indicates raids at Rogers Farm and the City waste disposal site.</i>																														

Figure 5: The Slangkop Troop’s raid sheet for April 2020.

Incidents that affected management

Kommetjie

- The Slangkop Troop moved through the suburb of Kommetjie on 19 occasions this month.
- Four bin raids occurred during this month, one in front of Fishermen’s Restaurant (by one sub-adult male and one female), one at the Kommetjie Shops (by SK11), one in Disa Avenue (by SK10) and one across from the petrol station (by SK11 and a female).
- SK11 (on occasion with females) raided five occupied house raids in Crassula Road, Nerina Avenue, Benning Drive, Heron Circle and Flamingo Drive. The properties were left open.
- SK10, together with four unidentified females, raided a property in Kommetjie Boulevard, and grabbed a bag of oranges.
- Two unidentified baboons raided a house in Sunbird Circle.
- There continue to be many attractants for baboons in Kommetjie. A number of properties in

Kommetjie have open vegetable gardens, compost heaps and a wide variety of fruiting trees. In addition, many residents leave properties open, providing easy access for baboons to gain entry.

Injuries

- On 6 April, there was a report of an adult female, with a head and chest injury, likely caused by a baboon-on-baboon altercation. This female was monitored for the remainder of the month, to ensure that she recovered fully.
- In addition, a juvenile was seen with an injury to it's right eye, and inflammation to the left eye, likely a human-induced injury. This individual was monitored extensively and assessed by two different veterinarians (one appointed by CapeNature and the other from the SPCA). The individual recovered and moved with the troop and behaved normally.
- On 16 April, a juvenile baboon was bitten by a dog on it's right arm and shoulder. A veterinarian from the SPCA, assessed the juvenile and requested that HWS continue to monitor it until it fully recovered.
- On 17 April, a juvenile was found dead. The cause of death is suspected to be infanticide because the two adult males in the troop have been fighting for alpha status.

Births and Deaths

- There were no births and one death (a juvenile) in the Slangkop Troop on 17 April. The cause of death is suspected to be infanticide.

3. THE PLATEAU ROAD TROOP

HWS rangers manage the Plateau Road Troop on Plateau Road, but not on agricultural land. The Plateau Road Troop does not raid in the official urban area and is therefore not a fully managed troop. HWS has a ranger stationed on Plateau Road to manage the interface between tourists and baboons. The aim is to prevent tourists from feeding baboons.

Incidents that affected management

Sleep Site preference

- The troop slept in the pine trees at Gate 7 for the majority of the month (12 nights), at the Gate 4 Sleep Site for nine nights, at the Gate 1 Sleep Site for eight nights and one night at the Gate 3 Sleep Site.

Troop Movement

- The troop spent most of the month foraging in the pine trees and indigenous vegetation near Gate 1.
- The troop entered the CoGH on twelve occasions during the month.

Other incidents

- An adult male raided an unoccupied vehicle. However, the vehicle was left open by the owner and food was visible on the inside.

SOUTH WEST REGIONAL SUMMARY:**Births and Deaths**

There were no births in the south region during April 2020. There was one death, which occurred in the Slangkop Troop. The cause of death is suspected to be infanticide.

Recommendations

- All **visible fruit** should be harvested from fruiting trees in baboon-affected areas.
- **Baboon-proof bins** should be used by commercial businesses in **Heron Park** to prevent raiding.
- **The Hub Restaurant** should install a security gate to restrict access to the shop by baboons.
- **In2Foods Compass** should install additional electric fencing to weak spots around the bakery to prevent access to the bakery roof.
- **Baboon-proof bins** should be used by residents in **Kommetjie**.
- If baboons are in the area, particularly in Kommetjie, **residents are urged to take their dogs inside their houses**, to prevent dogs and baboons from potentially fighting, which may result in injuries to either animal.

NORTHERN REGION – AREA MANAGER: STEPHANUS FERREIRA**1. TOKAI TROOP****In Town Statistics**

- Time out of town for the troop was 100%.
- Time out of town for individuals was 99.7%.
- The troop slept at the Tea Garden (19 nights), SANParks Tokai Picnic Site (seven nights), Chrysalis Gums (two nights), the Manor House Pines (one night) and at the Laundry Pines (one night) sleep sites.

Incidents that affected management**Zwaanswyk**

- Unidentified individuals from the Tokai Troop entered Zwaanswyk on two occasions during April, due to a hole under the fence above the lower reservoir. No raids were recorded during these incidents.

HWS: TROOP MONTHLY REPORT																																
SECTOR		CLASSES OF BEHAVIOUR																														
NORTH		1	2	3	4	5	6	7	8	9	10	11	12	13	14	15	16	17	18	19	20	21	22	23	24	25	26	27	28	29	30	TOTAL
BABOON TROOP:	TOKAI	In urban area		Attacking pets		Threatening behaviour/attack/stealing food		Raid bins		Raid unoccupied house or vehicle		Breaking & Entering/Damaging property		Non malicious damage		Raid occupied house or vehicle		Nocturnal Raiding														
MONTH: APRIL	YEAR: 2020																															
BABOON ID	Sex	1	2	3	4	5	6	7	8	9	10	11	12	13	14	15	16	17	18	19	20	21	22	23	24	25	26	27	28	29	30	TOTAL
MT 13 (Y-W)	M																															
TK 56	M																															
TKF7	F																															
TKF12 (B)	F																															
TKF13 (Y)	F																															
TKF15 (CB)	F																															
Un ID male	M																															
UnID Female	F																															
UN ID juvenile																																
Un ID individuals																			1	1												2
Troop																																
	%																															
Troop	0.0																															
Individuals	0.3																		30	30												1.00
Roost:	AM	6	1	1	1	6	9	6	6	2	1	1	1	1	3	9	1	1	1	6	6	10	2	1	1	2	2	6	1.3	2.8	2	
Roost:	PM	1	1	1	1	6	9	6	6	2	1	1	1	1	3	9	1	1	1	6	6	10	2	1	1	2	2	6	3	8	2	2
Roost Sites	1	Tea Garden				2	Upper Tea Garden				3	Manor House Pines				4	Picnic Site 1				5	Picnic Site 2										
	6	Picnic Site 3				7	Tokai Bridge				8	Mikes Stables Pines				9	Chrysalis Gums				10	Laundry Pines										
	11	Silvermine Pines				12	Promised Land Gums L5				13	Lower Reservoir				14	Cape Academy				15	Other										
ID Features of Baboons																																
General remarks	<i>Bold, black and italics text indicates non-urban raids.</i>																															

Figure 6: The Tokai Troop’s raid sheet for April 2020.

Births and Deaths

- One birth was recorded in the Tokai Troop on 5 April.
- No deaths were recorded for the Tokai Troop.

2. ZWAANSWYK TROOP

In Town Statistics

- Time out of town for the troop was 100%.
- Time out of town for individuals was 100%.
- The troop slept at the Tea Garden (19 nights), the Tokai Bridge (three nights), the Manor House Pines (three nights); and at the SANParks Tokai Picnic Site (two nights) sleep sites. The remaining three nights, the troop utilized the Chrysalis Gums, Laundry Pines and Mike Stables Pines sleep sites.

Incidents that affected management

- No incidents occurred that affected usual management practices this month.

HWS: TROOP MONTHLY REPORT																																
SECTOR		CLASSES OF BEHAVIOUR																														
NORTH		1	In urban area	4	Attacking pets	7	Threatening behaviour/attack/stealing food																									
BABOON TROOP:	ZWAANSWYK	2	Raid bins	5	Raid unoccupied house or vehicle	8	Breaking & Entering/Damaging property																									
MONTH: APRIL	YEAR: 2020	3	Non malicious damage	6	Raid occupied house or vehicle	9	Nocturnal Raiding																									
BABOON ID	Sex	1	2	3	4	5	6	7	8	9	10	11	12	13	14	15	16	17	18	19	20	21	22	23	24	25	26	27	28	29	30	TOTAL
TK55 (B-B)	M																															
TKF5 (G)	F																															
TKF4 (O)	F																															
ZWF1	F																															
Un ID Females	F																															
Un ID juveniles																																
Un ID individuals																																
Troop																																
	%	TIME SPENT IN TOWN (Minutes)																												HRS		
Troop	0.0																															0.00
Individuals	0.0																															0.00
Roost:	AM	1	7	2	1	3	9	7	8	1	2	1	1	2	1	1	3	1	1	4	3	1	2	2	2	2	2	5	10	7	2	
Roost:	PM	7	2	1	3	9	7	8	1	2	1	1	2	1	1	3	1	1	4	3	1	2	2	2	2	2	5	10	7	2	2	
Roost Sites	1	Tea Garden				2	Upper Tea Garden				3	Manor House Pines				4	Picnic Site 1				5	Picnic Site 2										
	6	Picnic Site 3				7	Tokai Bridge				8	Mikes Stables Pines				9	Chrysalis Gums				10	Laundry Pines										
	11	Silvermine Pines				12	Promised Land Gums L5				13	Lower Reservoir				14	Cape Academy				15	Other										
ID Features of Baboons																																
General remarks	<i>Bold, black and italics text indicates non-urban raids.</i>																															

Figure 7: The Zwaanswyk Troop’s raid sheet for April 2020.

Births and Deaths

- No births or deaths were recorded for the Zwaanswyk Troop during this month.

3. CONSTANTIA TROOP 1 (CT1)

In Town Statistics

- Time out of town for the troop was 100%.
- Time out of town for individuals was 100%.
- The troop mostly slept at the Bike Trails (21 nights), the Upper Gums (six nights), the Lower Gums (two nights) and at the Buitenverwachting Gums (one night) sleep sites during April 2020.

Incidents that affected management

Troop Movement:

- The CT2 Troop has moved and stayed with the CT1 Troop since 22 April. It seems likely that these two troops might remain as one troop going forward and HWS will continue to monitor these troops movements.

Births and Deaths

- On 5 April, one birth was reported in the CT1 Troop on 5 April.
- No deaths were recorded in the CT1 Troop during this month.

4. CONSTANTIA TROOP 2 (CT2)

In Town Statistics

- Time out of town for the troop was 100%.
- Time out of town for individuals was 100%.
- The troop slept mostly at the Buiten Gums Sleep Site during April 2020.

Incidents that affected management

Troop Movement:

- The CT2 Troop moved and has remained with the CT1 Troop since 22 April.

Births and Deaths

- No births or deaths were recorded in the CT2 Troop during this month.

5. MOUNTAIN TROOP

In Town Statistics

- Time out of town for the troop was 100%.
- Time out of town for individuals was 100%.
- The troop slept mostly at Veels-te-Ver Sleep Site during April 2020.

Incidents that affected management

- No incidents affected usual management practices this month.

Births and Deaths

- No births or deaths were recorded for the Mountain Troop during this month.

NORTH REGIONAL SUMMARY:

Births and Deaths

During April, two births were recorded in the north region, one in the Tokai Troop and one in the CT1 Troop. No deaths were reported in the north region during April.

Recommendations

- **Signage** informing the public to **lock their vehicle doors** and keep **windows closed** should be placed at the **SANParks boom gate** on Tokai Road to reduce baboons **raiding vehicles**.
- **Signage** informing visitors to Chrysalis Academy not to leave their bags unattended is recommended.
- **Bins** at the **SANParks Tokai Picnic Site** need to be closed properly to prevent baboon raids.
- The **electrified perimeter fence** at the **SANParks Tokai Picnic Site** should be **upgraded and maintained** on a regular basis, to prevent baboons from entering the picnic site to raid.
- **Regular maintenance and upgrades to electrified perimeter fences on wine estates and other areas** will reduce baboon incursions. **Regular trimming and removal of overhanging trees** and closing of porcupine excavations will also reduce baboon access.
- Measures such as storing food in secure areas will reduce the amount of human derived foods (HDF's) that are available to baboons. This should reduce the level of raiding at **Chrysalis Academy**.
- Removal of fruit trees at the Cape Academy and securing bins in bin cages will reduce the current level of raiding at the **Cape Academy** and therefore reduce the incentive for baboons to want to go there.
- Measures such as the **baboon-proofing of private and staff houses on wine estates will also reduce baboon access to HDF's**.
- **Insulating** the electrical bushings of the **Veels-te-Ver transformer box** by placing covers over them should prevent baboons from getting **electrocuted**.

C. COMMUNITY AWARENESS AND EDUCATION

Community Conservation Officer's (CCO) Monthly Feedback for April 2020

Various tasks are carried out monthly to improve education and raise awareness amongst the baboon-affected communities on the Cape Peninsula. Due to the National Lockdown for Covid-19, community activities were suspended as per government regulations. However, several site visits were conducted when carrying out other tasks in problem areas, to assess ongoing waste management.

Tasks	Activities - April 2020			
	South East Da Gama	South-East Smits/Waterfall	South-West	North
Site visits		Millers Point Picnic Site; Cape Boat & Ski Boat Club	Koggelfontein skip; Red Hill Road	Chrysalis Academy

Table 1: Summary of site visits carried out in baboon-affected communities on the Southern Cape Peninsula in April 2020.

D. GENERAL COMMENTS ON ALL BABOON TROOPS

1. POPULATION CHARACTERISTICS

There were two births and one death in the managed population during April 2020. Both births occurred in the northern region and the death, occurred in the Slangkop Troop. This was a suspected infanticide, and the result of conflict between the two adult males fighting for alpha status.

The three GOB females and the juvenile (also referred to as the GOB individuals) were successfully translocated to a suitable, approved sanctuary in February and March 2020, reducing the GOB Troop's population by four. This is now reflected in the Emigration/Immigration Column in the April 2020 population table.

TROOP	END JUNE TOTALS							APRIL 2020			Total observed Births	Total observed Deaths	Total Migrations
	2013	2014	2015	2016	2017	2018	2019	Births	Deaths	Emigration / Immigration	(1 July 2019 to 30 June 2020)	(1 July 2019 to 30 June 2020)	(1 July 2019 to 30 June 2020)
Da Gama	42	43	46	52	52	55	48	0	0		7	3	0
Smitswinkel	21	22	24	29	33	35	31	0	0		4	1	0
Waterfall	28	29	31	33	37	40	48	0	0		7	6	0
GOB	20	19	16	17	23	29	23	0	0	-4	0	0	-4
Misty Cliffs*	17	16	9	11	-	-	-				-	-	-
Slangkop	37	40	35	41	40	44	43	0	1		2	7	0
SUB TOTAL	165	169	161	183	185	203	193	0	1		20	17	
Zwaanswyk	28	28	30	28	30	20	20	0	0		1	3	2
Tokai	64	70	62	65	69	75	91	1	0		3	11	-2
Mountain	41	47	49	47	57	60	73	0	0		4	7	-1
CT1	70	69	77	81	63	46	64	1	0		5	3	1
CT2					22	10	8	0	0		0	0	
SUB TOTAL	203	214	218	221	241	211	256	2	0		13	24	
TOTAL	368	383	379	404	426	414	449	2	1		33	41	

Table 2: Population data for the eleven managed troops on the Cape Peninsula in April 2020. Emigration/Immigration figures show animal movements between troops and are accommodated in the troop population totals.

Deaths	END JUNE TOTALS:								Current Contract	APRIL 2020	TOTAL (since July 2012)
	2012/13	2013/14	2014/15	2015/16	2016/17	2017/18	2018/19	2019/20			
Management	17	10	9	4	11	8	4	5		68	
Human Induced (HID)	5	3	22	13	5	8	17	8		81	
Direct **	5	3	4	8	2	7	8	7		44	
Indirect ***			18	5	3	1	9	1		37	
Natural	19	21	22	8	27	28	18	22	1	165	
PLOHP****						7				7	
Unknown	5	9	5	8	7	13	6	6		59	
TOTAL DEATHS	46	43	58	33	50	64	45	35	1	380	

Table 3: Causes of baboon deaths since 2012 (*Data collected during the first half of 2012 provided by Baboon Research Unit, UCT); **Deaths caused directly by humans such as motor vehicle accidents, shooting, poisoning and dogs. ***Deaths caused indirectly by humans such as electrocutions. ****Private Land Owner Hunting Permit; Deaths of damage causing animals hunted on farmland in accordance with a provincial hunting permit issued by CapeNature in terms of Nature Conservation Ordinance 19 of 1934.

2. HOTLINE DATA

During April 2020 there was a total of 150 calls to the hotline, of which 117 were raid related calls received from managed areas. This is a slight increase in calls compared to March 2020 when a total of 131 calls were received, of which 101 were from managed areas. Most of the calls received during April 2020 were from Kommetjie (57), Simon’s Town (18) and Welcome Glen (12) residents.

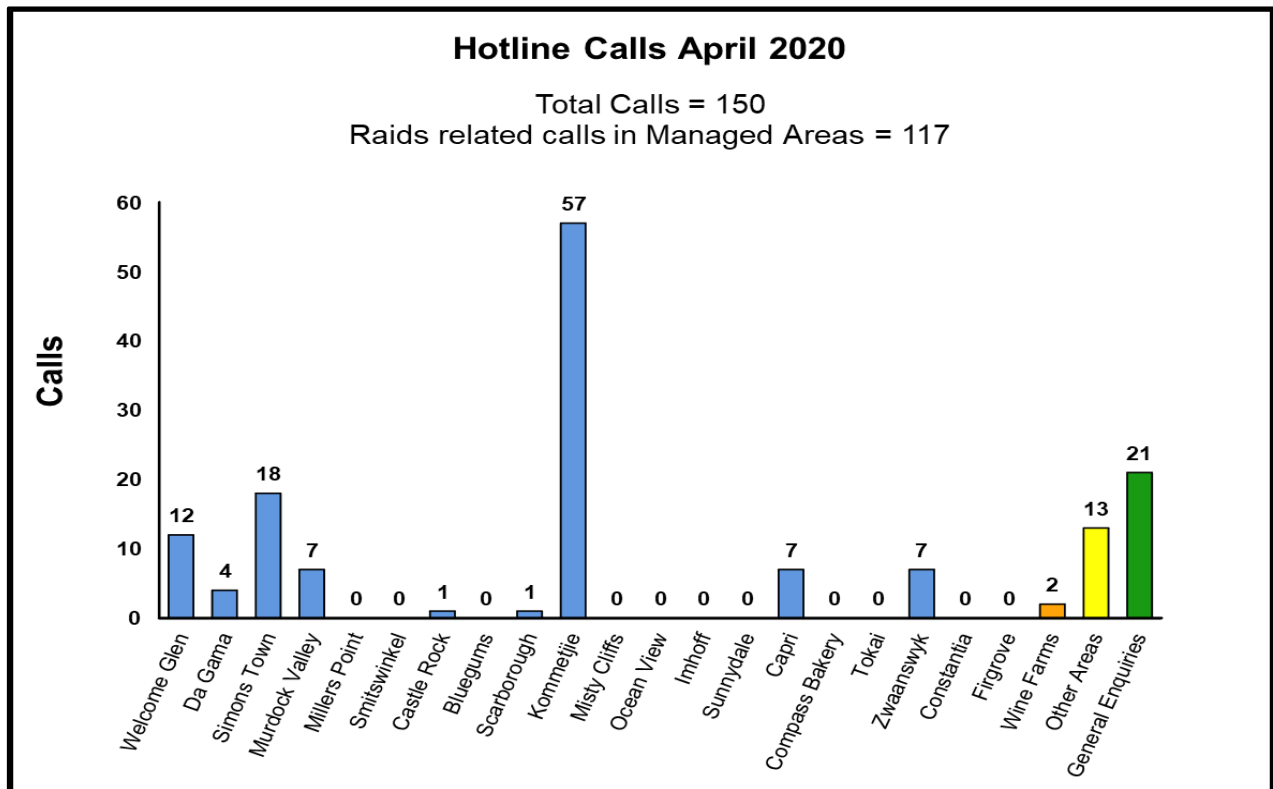


Figure 8: Hotline calls summary per urban area for April 2020. Raid related hotline calls are calls reporting managed baboons in urban areas. Managed Areas are those areas in which managed baboon troops raid. Other Areas, represent those areas beyond the urban edge or the range of managed baboons.

As mentioned last month, these areas received high calls due to the high number of attractants for the Slangkop Troop in Kommetjie; the poor waste management and ineffective baboon-proofing (largely at Naval properties and the Happy Valley Home) for the Waterfall Troop; and fruiting trees and open windows/doors in Welcome Glen, which attract the Da Gama Troop to town. The seven calls received from Capri during this month, were because of the Da Gama Troop entering Capri. This was not the normal Slangkop Troop that raided Capri, but another troop taking advantage of the absence of the Slangkop Troop in the area.

Furthermore, there was one call reporting baboons from the Slangkop Troop attempting to break and enter a property in Kommetjie.

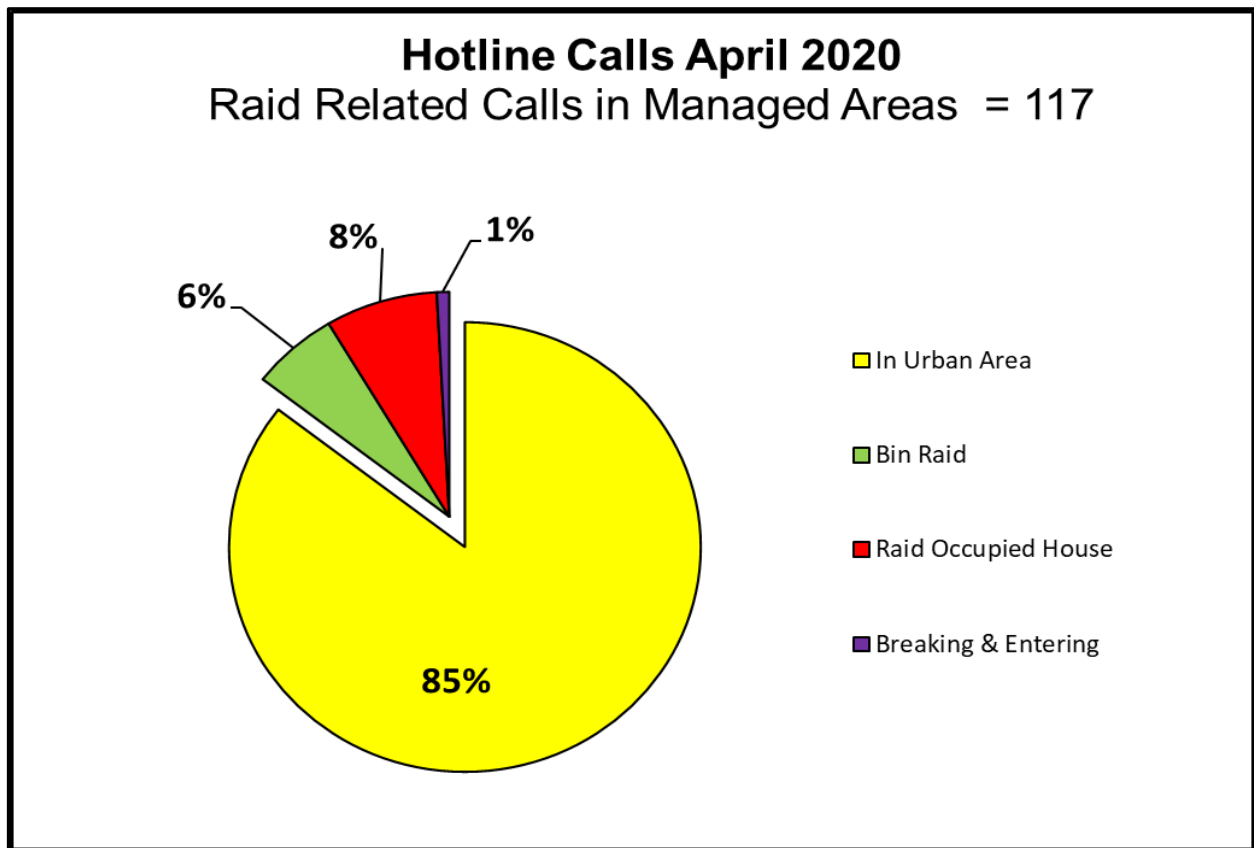


Figure 9: Composition of raid-related hotline calls during April 2020.

3. PERCENTAGE TIME OUT OF TOWN

The average percentage time the troops spent out of town in April 2020 was 97%. This is a slight increase in time out of town from 96.8% in March 2020. This relatively low average troop time out of town can almost entirely be attributed to the raiding behaviour of the Slangkop Troop, which was only out of town for 75.5% of the time. The average time out of town for the remaining nine troops was a much more respectable 99.4%.

During April HWS allocated additional staff whenever possible to try and mitigate the excessive raiding that was occurring in Kommetjie. As mentioned in the March 2020 report, the location of Kommetjie almost immediately below the sleep sites for the Slangkop Troop, makes it extremely difficult to keep baboons out of town, particularly if humans have poor waste and garden management and are often leaving doors and windows open.

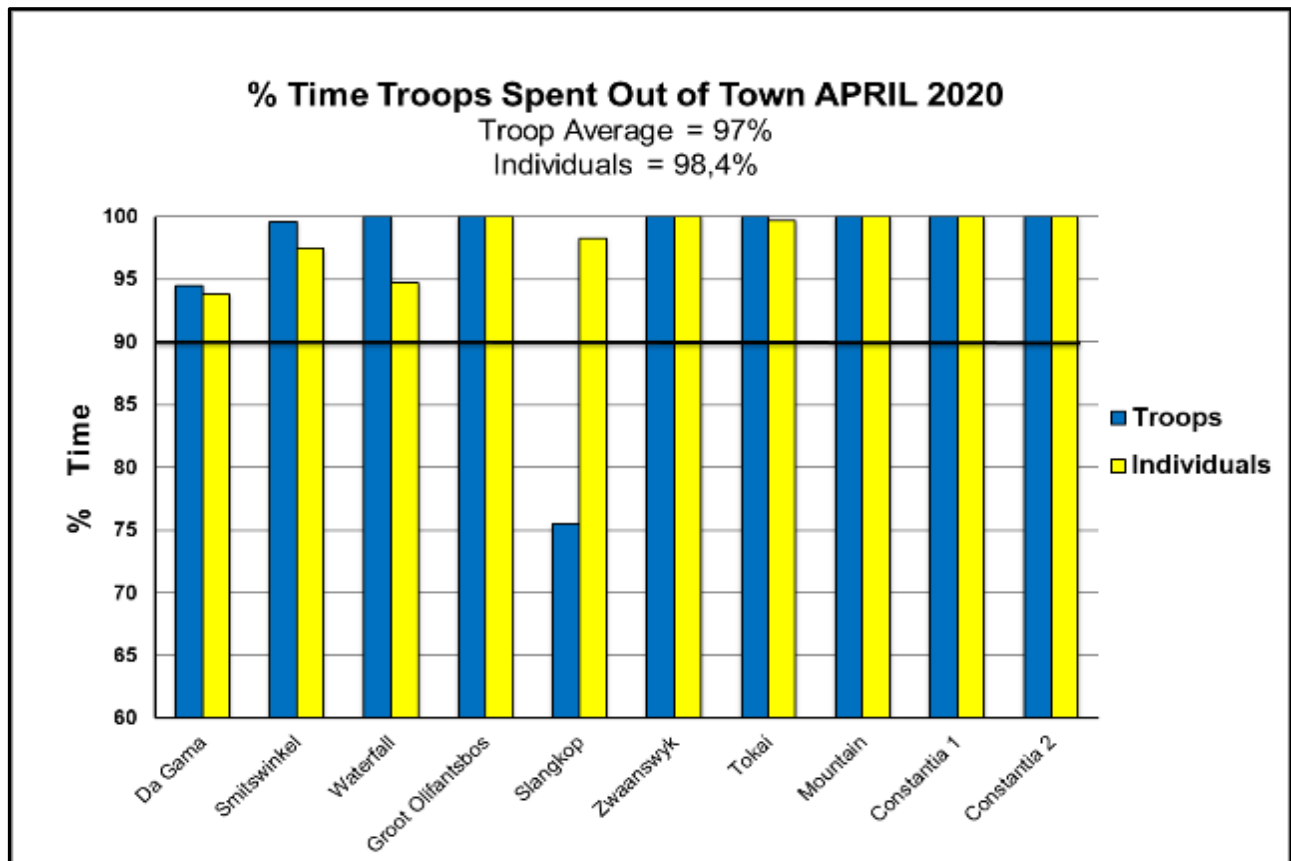


Figure 10: Percentage time troops spent out of town during April 2020. The solid line at 90% indicates the City of Cape Town's 2014 and current contract requirement.

E. CONCLUSION

During April, the weather started to become colder, as the seasons moved from autumn into winter. This cooler weather, together with having less natural forage available, stimulated the baboons to push for town on a more regular basis. During April there was a general increase in the number of hotline calls received, with the highest number of calls coming from Kommetjie, followed by Simon's Town and Welcome Glen.

In Kommetjie, the Slangkop Troop's two dominant males (SK10 and SK11) regularly fought for dominance. In addition, they often chased the females and juveniles around. This often resulted in the troop splitting up, with part of, or the whole troop, running into town. This made the management of the troop by the rangers much more difficult.

In the southern troops, the number of human-induced injuries taking place seems to have increased recently. In the Slangkop Troop, there were two injuries this month. There was a juvenile with an eye injury and a juvenile bitten by a dog. In the Da Gama Park Troop, there were also two human-induced injuries. One injury was to DG14. This was probably a pellet gun injury sustained while the troop moved through Capri. The second injury was to an unidentified female baboon, which was attacked by several

dogs in Da Gama Park. Residents are urged to report use of illegal weapons on baboons to the relevant authorities. Residents are also urged to ensure that their dogs cannot escape from their properties and are moved inside the house when baboons are in the area.

Dr Phil Richardson

HUMAN WILDLIFE SOLUTIONS (PTY) LTD