



**Photo: Stephanus Ferreira**

# **Human Wildlife Solutions**

## **Monthly Report**

**May 2020**

**TABLE OF CONTENTS:**

<b>A. INTRODUCTION .....</b>	<b>3</b>
<b>B. BABOON MANAGEMENT AND RAID REPORTING .....</b>	<b>3</b>
<b>SOUTH EASTERN REGION – AREA MANAGER: BRONWYN MAREE / CATH SHUTTE .....</b>	<b>3</b>
1. SMITSWINKEL BAY TROOP .....	3
2. WATERFALL TROOP .....	5
3. DA GAMA TROOP .....	6
SOUTH EAST REGIONAL SUMMARY: .....	8
Births and Deaths .....	8
Recommendations.....	8
<b>SOUTH WESTERN REGION – AREA MANAGER: CATH SHUTTE.....</b>	<b>9</b>
1. GROOT OLIFANTSBOS TROOP (GOB) .....	9
2. THE SLANGKOP TROOP .....	9
3. THE PLATEAU ROAD TROOP .....	11
SOUTH WEST REGIONAL SUMMARY: .....	12
Births and Deaths .....	12
Recommendations.....	12
<b>NORTHERN REGION – AREA MANAGER: STEPHANUS FERREIRA.....</b>	<b>12</b>
1. TOKAI TROOP .....	12
2. ZWAANSWYK TROOP .....	13
Births and Deaths .....	13
3. CONSTANTIA TROOP 1(CT1) .....	14
Births and Deaths .....	15
4. CONSTANTIA TROOP 2 (CT2) .....	15
Births and Deaths .....	15
5. MOUNTAIN TROOP .....	16
Births and Deaths .....	16
NORTH REGIONAL SUMMARY: .....	16
Births and Deaths .....	16
Recommendations.....	16
<b>C. COMMUNITY AWARENESS AND EDUCATION .....</b>	<b>17</b>
Community Conservation Officer’s (CCO) Monthly Feedback for May 2020 .....	17
<b>D. GENERAL COMMENTS ON ALL BABOON TROOPS .....</b>	<b>19</b>
1. Population CHARACTERISTICS .....	19
2. Hotline Data .....	20
3. Percentage Time Out of Town .....	22
<b>E. CONCLUSION .....</b>	<b>23</b>

## A. INTRODUCTION

This monthly report covers the period from 1 to 31 May 2020. During this month, the country remained under strict nationwide COVID-19 lockdown regulations. The closure of large educational institutions in the northern region, such as the Chrysalis Academy, had a positive impact on baboon management as there was a drop in food and waste availability. Conversely, in southern suburbs, such as Kommetjie, where large numbers of people were locked down at home, conflict situations escalated.

All the northern troops and individuals remained out of town for 100% of the time, except for one incident during which ZWF1 from the Zwaanswyk Troop, went to the Cape Academy on her own, but no raids were recorded during her brief time in town. The Constantia 1 and Constantia 2 Troops continued to move and sleep together during this month.

In the south, three troops again proved difficult to manage this month. The Slangkop, Waterfall and Da Gama Troops spent 78%, 86% and 91% of their time out of town, respectively. These troops therefore spent relatively high percentages (9 – 22%) time in town, which led to high numbers of hotline calls being received for these troops – 165 calls collectively. These are all large troops with well over 40 individuals in each troop. They also live in mountainous terrain close to the urban area and therefore have relatively easy access into town.

## B. BABOON MANAGEMENT AND RAID REPORTING

### SOUTH EASTERN REGION – AREA MANAGER: BRONWYN MAREE / CATH SHUTTE

#### 1. SMITSWINKEL BAY TROOP

##### In Town Statistics

- The Smitswinkel Bay Troop spent 99.2% of its time out of town in May 2020.
- Individuals time out of town was 96.9% this month.
- The Smitswinkel Bay Troop spent the majority of the month (22 nights) sleeping in the north of their range, with the most nights at the Rocklands Farm Sleep Site (nine nights). SWB6 and a juvenile slept apart from the troop, but still in the vicinity, on three occasions (3, 6 and 28 May).

HWS: TROOP MONTHLY REPORT																																		
SECTOR		CLASSES OF BEHAVIOUR																																
SOUTH EAST		1	In urban area	4	Attacking pets	7	Threatening behaviour/attack/stealing food																											
BABOON TROOP: SMITS		2	Raid bins	5	Raid unoccupied house or vehicle	8	Breaking & Entering/Damaging property																											
MONTH: MAY YEAR: 2020		3	Non malicious damage	6	Raid occupied house or vehicle	9	Nocturnal Raiding																											
BABOON ID	Sex	1	2	3	4	5	6	7	8	9	10	11	12	13	14	15	16	17	18	19	20	21	22	23	24	25	26	27	28	29	30	31	TOTAL	
SWB6	M		1				1		6.6					<i>1</i>		1													1				7	
PR3	M		6			1	<b>6</b>		1	5	6			<i>1</i>													1		<b>1.6.4</b>				11	
UnId Males	M																																0	
UnId Females	F									1																							1	
UnId Juveniles			1																										1				3	
UnId Individuals							1									1																	3	
Troop					1	1									9	1															1		7	
	%	TIME SPENT IN TOWN (Minutes)																													HRS			
Troop	0.8				10	60	5																								60	15		2.67
Individuals	3.1		35		10	45		285	5	30				5	15	10									15			10	105	30			10.00	
Roost:	AM	7	3	5	4	4	6	5	4	5	7	6	7	5	5	4	5	6	4	1	7	6	4	4	5	6	6	5	5	5	6	1		
Roost:	PM	3	5	4	4	6	5	6	5	1	6	7	5	5	4	5	4	4	1	7	6	7	4	5	4	6	4.5	5	5	6	1	7		
Roost Sites	1	Smits Caves				2	Partridge Point				3	Bluegums				4	Millers Point				5	Rocklands Farm												
	6	Castle Rock				7	SANParks				8	Other/Unknown				9	Murdoch Valley Cliffs				10													
ID Features of Baboons																																		
General remarks	<i>Black, bold and italics text indicates raids at SANParks. Red Italics and bold indicate raids on the farms or Smitswinkel.</i>																																	

Figure 1: The Smitswinkel Bay Troop's raid sheet for May 2020.

## Incidents that affected management

### **Murdoch Valley**

- On 13 May at 17:53, a hotline call reported that the troop had come down to Murdoch Valley after the rangers had already left.

### **PR3**

- PR3 raided an occupied house in Castle Rock twice this month.
- On 6 May, PR3 raided a house on Rocklands Farm. On 28 May, PR3 raided a garage and house at Rocklands Farm. Here he had an altercation with a dog (PR3 did not sustain any injuries) and was reportedly aggressive towards the owner.
- PR3 found an unlocked window at the Black Marlin on 9 May and went inside to raid but did not gain access to any food items.

### **SWB6**

- On 2 May SWB6, together with a juvenile, went into Murdoch Valley and raided a bird feeder in Afrikaner Road.
- On 8 May, SWB6 raided an occupied house in Erica Road, Murdoch Valley, followed by another occupied house raid in Rocklands Road.

## Births and Deaths

There were no births or deaths reported in the Smitswinkel Bay Troop during May 2020.

## 2. WATERFALL TROOP

### In Town Statistics

- The Waterfall Troop spent only 85.9% of its time out of the urban area during May.
- Individuals time out of town was 90.3% this month.
- Raids on South African Navy properties constituted 57% of raids (85 raids), while 43% (64 raids) occurred in the urban area.
- The Waterfall Troop predominantly slept on the Waterfall Cliffs Sleep Site (24 nights).

HWS: TROOP MONTHLY REPORT																																		
SECTOR		CLASSES OF BEHAVIOUR																																
SOUTH EAST		1	2	3	4	5	6	7	8	9	10	11	12	13	14	15	16	17	18	19	20	21	22	23	24	25	26	27	28	29	30	31	TOTAL	
BABOON TROOP:	WATERFALL	1 In urban area		4 Attacking Pets		7 Threatening behaviour/attack/stealing food		2 Raid bins		5 Raid unoccupied house or vehicle		8 Breaking & Entering/Damaging property		3 Non malicious damage		6 Raid occupied house or vehicle		9 Nocturnal Raiding																
MONTH: MAY	YEAR: 2020																																	
BABOON ID	Sex	1	2	3	4	5	6	7	8	9	10	11	12	13	14	15	16	17	18	19	20	21	22	23	24	25	26	27	28	29	30	31	TOTAL	
WF7	M		2	<b>2</b>	1				<b>1</b>			2	6	<b>1</b>			<b>2</b>			1	2				<b>1.2</b>	2.1.2		<b>2</b>	<b>2.1</b>				18	
WF8	M		6	<b>2</b>	<b>1</b>						2						<b>2</b>	5	2,6	1	<b>2</b>				<b>6.2</b>	2	1,1	1				16		
UnID Males	M										2						<b>2</b>																2	
UnID Females	F	<b>2</b>	<b>1.2.1</b>	<b>2.1</b>	<b>1.1</b>				<b>2</b>	<b>2,2</b>	2	2,1	<b>1</b>			1		<b>1.2</b>	<b>1.2</b>	<b>2.1</b>	2	1			<b>1.1.1</b>	2.2.1	<b>1.2.2.2</b>	<b>2,2</b>	<b>2.1</b>				38	
UnID Juveniles			<b>2.1</b>	<b>1,1</b>	<b>1</b>				<b>2</b>	<b>1,2</b>		2,1	<b>1</b>					<b>2</b>	<b>1.2</b>	<b>2</b>	1	1	1			<b>1.2</b>	<b>2</b>	<b>1.2.2.2</b>	<b>1.2.2</b>	<b>2.1</b>				30
UnID Individuals									<b>1</b>													1	2				<b>2</b>						4	
Troop			<b>2.2.2.6</b>	<b>2,6</b>	<b>1</b>			<b>1</b>	<b>2,5</b>	<b>2,5</b>		<b>1.5.2</b>	<b>1.2.6</b>		<b>1.5</b>	<b>2,6</b>	<b>1</b>	<b>2,5</b>	<b>2,5</b>	<b>1</b>	<b>1</b>	<b>1</b>			<b>2,5</b>	<b>1.2.5</b>	<b>2,5</b>	<b>2,6</b>	<b>1</b>	<b>2</b>			41	
		TIME SPENT IN TOWN (Minutes)																																
		%																													HRS			
Troop		14,1	150	160	160	120	160	110	150	90	60	90	90	105	195	10	225	130	90	150	90	180	200	100	130	90	340	55	30	31	45,25			
Individuals		9,7	20	190	150	45	120	50	40	45	30	60	60	105	90	40	70	17	100	130	90	340	55	30	31	31	31	31	31	31	31	31,28		
Roost:	AM	1	15	1	1	1	1	15	1	1	15	1	1	1	15	15	1	1	1	1	1	1	1	1	1	15	1	1	1	1	1	15	15	
Roost:	PM	9	1	1	1	1	15	1	1	15	1	1	1	1	15	1	1	1	1	1	1	1	1	1	15	1	1	1	1	1	15	15	1	
Roost Sites		1 Waterfall Cliff		2 Happy Valley Mtn		3 Signal School		4 Admiral Footpath		5 Red Hill		6 Mountain CoGH		7 Gate 3 - Plateau Road		8 Shamballah Pines		9 North Peak		10 SANAD		11 Bungalow		12 Murdock Valley Cliffs		13 Rocklands Valley		14 Other		15 Quarry				
ID Features of Baboons																																		
General remarks		Red, Bold and <i>Italics</i> indicates raiding inside the South African Naval Ammunition Depot (SANAD), Barracks and Signal School. Black, <i>Italics</i> indicates raiding on farms.																																

Figure 2: The Waterfall Troop’s raid sheet for May 2020.

### Incidents that affected management

#### The South African Navy: Simon’s Town

- Individuals raided bins at Navy facilities on 51 occasions and in the urban area on 20 occasions during May.
- Rooms on Naval land were raided on 14 occasions and houses on urban land were raided on five occasions (Trafalgar Place, Paradise Road, Barnard Street, Wilfred Street and Horatio Way).
- 14 assertive raids took place on Naval land and 5 on urban land.

#### Happy Valley

- Poor waste management at the Happy Valley Home in Simon’s Town continued to attract baboons this month.

- Bins or black bags at Happy Valley were raided on three occasions this month.

#### **Other**

- Fruit trees (grapes, guavas and lemons), as well as bird feeders, are acting as attractants in this area, enticing baboons into the urban environment.

#### **Births and Deaths**

- There were no births or deaths in the Waterfall Troop during May 2020.

### **3. DA GAMA TROOP**

#### **In Town Statistics**

- Time out of town for the Da Gama Troop was 91.1% in May, compared to 94.5% in April 2020.
- For individuals, time out of the urban area decreased from 93.8% in April to 76.4% in May 2020. Individuals spent just over 75 hours in town this month, largely due to a sub-adult male (DG19) and small group of females breaking away from the troop.
- The troop spent six nights out of town during the month, utilising Solole, Blackhill, Outspan Pines and some cliffs above the Compass Bakery Sleep Sites. For the remainder of the month (25 nights), the troop mainly utilised the Dalgleish Pine Trees near the Da Gama Park naval flats and the 2<sup>nd</sup> Avenue sleep sites. DGF6 slept on the Da Gama Navy Flats on 21 May, while the rest of the troop slept at the Dalgleish Pines Sleep Site. On the 30 May, the troop slept split across two sleep sites (2<sup>nd</sup> Avenue Pines and Dalgleish Pines sleep sites).

#### **Incidents that affected management**

##### **DG14 (adult male)**

- On 10 May, DG14 and one unidentified female baboon raided an unoccupied kitchen of a house in Gleneagle Road, entering through an open back door, and took food from the fridge.
- On 16 May, DG14 and an unidentified female raided a kitchen of a different house in Gleneagle Road, obtaining rolls and potatoes before returning to the troop.
- Residents at a property in Da Gama Road dumped discarded food waste onto their lawn, which was a major attractant for DG14 and a female baboon, with these individuals returning to the site multiple times on the 29<sup>th</sup> of May.

##### **Welcome Glen**

- Four bin raids occurred, one in Glenhaven Close, two in Glenhurst Road and one in Glenoak Road.
- A juvenile baboon, raided a house in Glenalpine Road on 8 May, entering through an open window, and obtaining apples.

- An unidentified individual raided a house in Glenalpine Road on the 18<sup>th</sup> of May, entering through an open window. Rusks were removed from the house by the baboon before leaving the property.
- An unidentified individual raided a house in Glenalpine Road, entering through an open door, on the 25<sup>th</sup> of May.

**Da Gama Park**

- An unidentified female baboon raided an unoccupied house on 14<sup>th</sup> Avenue on the 1<sup>st</sup> of May, obtaining bread and apples after entering through an open door. A second unoccupied house raid occurred in the same street shortly after, with an unidentified female baboon entering through a slightly ajar window, gaining access to apples and bananas.
- An unidentified female baboon raided a kitchen in Da Gama Road on the 11 May, gaining access through an open door and obtaining some bread.

HWS: TROOP MONTHLY REPORT																																		
SECTOR		CLASSES OF BEHAVIOUR																																
SOUTH EAST		1	In urban area	4	Attacking pets	7	Threatening behaviour/ attacking/ stealing food																											
BABOON TROOP:	DA GAMA	2	Raid bins	5	Raid unoccupied house or vehicle	8	Breaking & Entering/Damaging property																											
MONTH: May	YEAR: 2020	3	Non malicious damage	6	Raid occupied house or vehicle	9	Nocturnal Raiding																											
BABOON ID	Sex	1	2	3	4	5	6	7	8	9	10	11	12	13	14	15	16	17	18	19	20	21	22	23	24	25	26	27	28	29	30	31	TOTAL	
Troop		1,1,1				1	1	1.1	1.1	1	1	1	1	1	1	1	1,1,1	1	1	1	1	1	1	1	1	1	1	1	1	1	1	1	26	
DG14 (O-G)	M									1	5					5			1	1					1	1		1		2	1	10		
DGF1	F	2							1												2				1							4		
DGF2	F					1.1	1																									3		
DGF4	F																															0		
DGF6 (P-Y)	F											1.1		2																1		4		
DGF7 (G-G)	F								1							1		1							1		1	1				6		
UniD Females	F	1				1		1	1.1	1,5,1,1	1.1	1	1.1		1	1	1	1.1	1				1		1	1.1	1	1.1	1	1.1	1	31		
UniD Female	F	5.5	2			1	1			2	5			1		2.5	1	1	2.1					6	2.1	1	2.1	1		2		22		
UniD Individuals		1			1.1	1		1		1,1,1	1.1	2	1,1,1	1		1	5			2,1,2				1,1,6	2.1	1.5	2	1	1.1	1	1	33		
UniD Juvs		1			1	1		5	1	1,2,1	1,1,1	1	1.1	1	1	2.1	1.1	1.1	1				1			1	1.5		1.1	1.1	1	32		
		TIME SPENT IN TOWN (Minutes)																																
Troop	%	8.9	60			10	5	165	120	30	85		44	35	208	85	130	20		20	182			128	65		30	10			130	84	75	28.68
Individuals	%	23.6	70	40		140	50	23	210	45	290	190	195	185	223	43	40	140	280	110	48			428	43	355	200	145	170	228	260	25	362	75.63
Roost:	AM	3	7	25	6	6	27	2	7	3	2	2	1.2	2	2	3.7	2	3	2	3	3	2	2	2	2	2	3	3	2	2	3	2	2.3	
Roost:	PM	7	25	6	6	27	2	7	3	2	2	1	2	2	3	2	3	2	3	3	2	2.1	2	2.1	3	3	2	2	3	2	2	2	2	
Roost Sites		1	6	11	16	21	26	2	7	12	17	22	27	3	8	13	18	23	28	4	9	14	19	24	5	10	15	20	25					
		Flats	Compass Bakery Cliffs	Witsand	KL sleep site	16th Avenue, DG	Blue Gums, Waterworks	Pines - Flats	Pines - Outspan	Slangkop	Maylands	Lewis Gay Dam	Solole	Pines - Da Gama	Jacks Shop	Platkop	Elsies River Valley	Pinehaven	Other	Pines - WG	Elsie's Peak	Rasta Camp	Red Hill / Windford	Kleinplaas Dam	Sport Fields Stables	Rotary Camp	Ocean View	Grootkop	Blackhill					
ID Features of Baboons																																		
General remarks																																		

**Figure 3:** The Da Gama Troop's raid sheet for May 2020.

- On 23 May a sub-adult male and an unidentified female baboon entered an occupied house through an open window in 1<sup>st</sup> Avenue. They raided the kitchen waste bin and a food cupboard, before being removed from the house.
- An unidentified juvenile baboon entered an open window, obtaining bread from a house in 14<sup>th</sup> Avenue on the 26 May.
- Nine bins were raided in 1<sup>st</sup> (24 May), 7<sup>th</sup> (12 May), 12<sup>th</sup> (16, 26 & 29 May), 14<sup>th</sup> (1 & 19 May) Avenues and Dido Valley Road (26 May), as well as at the Da Gama Convenience Store (13 May). Several bins

were also knocked over on Da Gama Main Road on 20 May, when the waste removal truck arrived later than normal to empty bins in Da Gama Park.

- A fruiting berry tree in 4<sup>th</sup> Avenue attracted baboons into the area on several occasions.

### **Births and Deaths**

- A sub-adult male was last seen in the troop in mid-May. It is unknown what has happened to this individual male baboon.
- There were two births and one death in the Da Gama Troop during May.

## **SOUTH EAST REGIONAL SUMMARY:**

### **Births and Deaths**

There were two births and one death in the South East region during May.

### **Recommendations**

- **Visible fruit on fruit trees** in baboon-affected areas **should be harvested** so as not to attract baboons.
- **Open vegetable gardens** should be baboon proofed. Baboon-proofing of all domestic vegetable gardens in baboon-affected areas will reduce baboon incursions into the suburbs.
- **New baboon-proof bins** are required for many properties in Da Gama and Welcome Glen.
- **Waste and recycling collection should be prioritised** to occur in the early morning to prevent this waste from being an attractant to baboons throughout the day. This is most important for Dalgleish and Van der Graaf Avenues, Da Gama Park.
- The **use of clear recycling bags** in baboon-affected areas should be re-evaluated as this remains an attractant for baboons.
- The installation of baboon-proof bins at the **West Yard, South African Navy docks** would assist in preventing baboon raids. Baboon-proofing at the **West Yard** cafeteria is recommended.
- Raids at **Waterfall Barracks** and **Happy Valley Home** would be considerably reduced if residents **closed doors and windows** when they left their rooms.
- **Garden waste and household refuse dumped** in the vicinity of the Da Gama Park stream and along the streets in Da Gama Park, should be removed. This waste acts as an attractant for the baboons in town, as well as hindering the effectiveness of the rangers to track the movements of the baboons.
- **Poor waste management at the South African Naval Armament Depot (SANAD) and the Waterfall Barracks** needs to be addressed to reduce the number of incidents occurring.
- **Dumping** of waste by residents, as well as **food and litter** from contractors on site, in the open area adjacent to the Da Gama Park Convenience Store, should be removed from the area.
- A baboon-proofing solution is still required for the '**What's Your Flava**' café in Simon's Town to prevent



baboons from raiding the shop.

## **SOUTH WESTERN REGION – AREA MANAGER: CATH SHUTTE**

### **1. GROOT OLIFANTSBOS TROOP (GOB)**

#### **In Town Statistics**

- The troop roosted at Wildschutsbrand for 22 nights, within the boundaries of the CoGH for seven nights and at the Perdekloof Sleep Sites for two nights each.

#### **Incidents that affected management**

- GOB9 and a female fed on fruit trees on Kilfilan Farm on two occasions during the month.

#### **Births and Deaths**

- There was one birth and one death recorded for the GOB Troop during May. GOB9, the alpha male, was knocked over by a car and due to the extent of his injuries, was humanely euthanased.

### **2. THE SLANGKOP TROOP**

#### **In Town Statistics**

- The troop spent 78% of its time out of the urban area during May .
- Individuals time out of town was 96%.
- The troop slept on the Slangkop Cliffs 1 Sleep Site for the majority of the month (21 nights), the Slangkop Cliffs 2 Sleep Site for nine nights and at Slangkop Cliffs Sleep Site 3 for one night.
- The troop entered Soetwater to forage on 11 occasions during this month.

HWS: TROOP MONTHLY REPORT																																	
SECTOR		CLASSES OF BEHAVIOUR																															
SOUTH WEST		1	In urban area	4	Attacking pets	7	Threatening behaviour/attack/stealing food																										
BABOON TROOP: Slangkop		2	Raid bins	5	Raid unoccupied house or vehicle	8	Breaking & Entering/Damaging property																										
MONTH: MAY YEAR: 2020		3	Non malicious damage	6	Raid occupied house or vehicle	9	Nocturnal Raiding																										
BABOON ID	Sex	1	2	3	4	5	6	7	8	9	10	11	12	13	14	15	16	17	18	19	20	21	22	23	24	25	26	27	28	29	30	31	TOTAL
SK10	M	1								3																					2		3
SK11	M	1	1	1			1			1.3	1		1.2				1						1	6	2								13
UniD Males	M												2									2		2								3	
UniD Females	F	1		1			1			1			2.1									1	6.2	2						2		11	
UniD Juveniles				1									2.1										6.2									5	
UniD Individuals		1								6			1.1				1								6		5					7	
Troop		1	1	1		1	1		1	1	1		1		1	1	1	1	1	1	1	1.1	1	1	1	1	1	1	1	1	1	23	
	%	TIME SPENT IN TOWN (Minutes)																													HRS		
Troop	22.0	240	135	105		106	265		315	185	175		157		167		185		335	395		250	236	176	304		195	155	143		13	70.62	
Individuals	4.0	110	65	130			32			25	100		172				130					10										12.90	
Roost:	AM	6	6	6	6	6.8	6	6	7	6	6	7	7	6	7	6	7	6	6	6	6	7	6	6	6	6	7	6	6	6	7	6	
Roost:	PM	6	6	6	7	6	6	8	6	6	7	7	6	7	6	7	6	6	6	6	6	7	6	6	6	6	7	6	6	6	7	6	7
Roost Sites		1	Slangkop		2	Ocean View		3	Compass Bakery			4	Witsand			5	Other																
		6	Slangkop 1		7	Slangkop 2		8	Slangkop 3																								
ID Features of Baboons																																	
General remarks	<i>Red, bold and italics text indicates raids at Rogers Farm and the City waste disposal site.</i>																																

Figure 4: The Slangkop Troop's raid sheet for May 2020.

## Incidents that affected management

### Kommetjie

- The Slangkop Troop moved through the suburb of Kommetjie on 23 occasions this month.
- An unidentified baboon entered the Kommetjie shop and left with a packet of cookies on 9 May.
- The two adult males, SK10 and SK11, fought on several occasions. On one of occasion on the 9<sup>th</sup> of May caused extensive non-malicious damage to a few properties' roofs.
- On the 26<sup>th</sup> three unidentified baboons obtained food from a property in Heron Road.
- Two unidentified individuals obtained bread from the Fishermen's Restaurant on 24 May.
- Some individuals of the troop raided bins at the Environmental Centre at Soetwater on 25 May.

### SK11

- SK11 and approximately 13 individuals of the troop moved over to Ocean View on 16 May.
- SK11, together with other individuals, raided bins in town on two occasions on May 12 & 23.
- SK11, one adult female and two juveniles raided a house on De Villiers Road on 22 May.
- SK11 was often the first baboon to try to break the line, and often took individuals into town. When SK11 split the troop like this is made management of the troop much more difficult for the rangers to manage the troop.

### Other

- Children from Ocean View chased the Slangkop Troop with a dog on top of Slangkop Mountain on 23

May. The troop ran into town near the church. The City of Cape Town were informed, but no assistance was provided because the incident occurred on private land.

### **Injuries**

- On 10 May, two dogs had an altercation with the Slangkop Troop above the church in Kommetjie. One juvenile and an old female with a baby was injured. The juvenile sustained minor injuries and was monitored until it fully recovered. The adult female sustained very serious injuries, and together with its dependent baby, were euthanased for humane reasons.
- On 27 May, an adult female had an altercation with a dog in Van Der Horst Road. The injuries consisted of a wound under the left arm and a smaller wound on the back-right leg. These injuries were monitored until the adult baboon was fully recovered.
- On 28 May, an adult female and juvenile had an altercation with a dog in Nerina Road. The female sustained no injuries. The juvenile had a very minor injury to its side. It was assessed by two veterinarians at the SPCA, before being released back to the troop.

### **Births and Deaths**

- There was one birth and three deaths in the Slangkop Troop. An adult female and infant were euthanased for humane reasons.
- An adult female baboon carcass was found at Soetwater. The cause of death is unknown.

## **3. THE PLATEAU ROAD TROOP**

HWS rangers manage the Plateau Road Troop on Plateau Road, but not on agricultural land. The Plateau Road Troop does not raid in the official urban area and is therefore not a fully managed troop. HWS has a ranger stationed on Plateau Road to manage the interface between tourists and baboons. The aim is to prevent tourists from feeding baboons and also to slow traffic when the troop is on or near the road.

### **Incidents that affected management**

#### **Sleep Site preference**

The troop slept mostly in the pine trees at Gate 7 (12 nights) this month.

#### **Troop Movement**

- The troop spent the majority of the month foraging under the pine trees and in the indigenous vegetation at Gate 7.
- The troop entered the CoGH on seven occasions during the month.

## **SOUTH WEST REGIONAL SUMMARY:**

### **Births and Deaths**

There were two births in the south west region, one in the GOB and one in the Slangkop Troop during May 2020. There were four deaths in the south west region. One death occurred in the GOB Troop (humane euthanasia after human induced injury) and three deaths in the Slangkop Troop (two humane euthanasia's and one unknown).

### **Recommendations**

- All **visible fruit** should be harvested from fruiting trees in baboon-affected areas.
- **Baboon-proof bins** should be used by commercial businesses in **Heron Park** to prevent raiding.
- **In2Foods Compass** should install additional electric fencing to weak spots around the bakery to prevent access to the bakery roof.
- **Baboon-proof bins** should be used by residents in **Kommetjie**.
- If baboons are in the area, particularly in Kommetjie, **residents are urged to take their dogs inside their houses**, to prevent dogs and baboons from potentially fighting, which may result in injuries to either animal.

## **NORTHERN REGION – AREA MANAGER: STEPHANUS FERREIRA**

### **1. TOKAI TROOP**

#### **In Town Statistics**

- Time out of town for the troop was 100%.
- Time out of town for individuals was 100%.
- The troop slept for the majority of the month at the Tea Garden (19 nights) and the SANParks Tokai Picnic Site (5 nights).

#### **Incidents that affected management**

- No incidents affected usual management practices during May.

#### **Births and Deaths**

- Three newborns were recorded in the Tokai Troop during May.
- One dead infant was identified on the 30<sup>th</sup> May. The cause of death suspected to be infanticide.

## 2. ZWAANSWYK TROOP

### In Town Statistics

- Time out of town for the troop was 100%.
- Time out of town for individuals was 99.9%.
- The troop slept at the Tea Garden (16 nights); the Manor House Pines (seven nights); the Laundry Pines (four nights), SANParks Tokai Picnic Site (two nights), and the Chrysalis Gums (two nights) sleep sites.

### Incidents that affected management

#### ZWF 1

- On 29 May, ZWF1 went to the Cape Academy on her own. ZWF1 remained in town for 15 minutes, however, no raids were recorded.

HWS: TROOP MONTHLY REPORT																																			
SECTOR		CLASSES OF BEHAVIOUR																																	
NORTH		1	2	3	4	5	6	7	8	9	10	11	12	13	14	15	16	17	18	19	20	21	22	23	24	25	26	27	28	29	30	31	TOTAL		
BABOON TROOP:	ZWAANSWYK	1	2	3	4	5	6	7	8	9	10	11	12	13	14	15	16	17	18	19	20	21	22	23	24	25	26	27	28	29	30	31	TOTAL		
MONTH: MAY	YEAR: 2020	1	2	3	4	5	6	7	8	9	10	11	12	13	14	15	16	17	18	19	20	21	22	23	24	25	26	27	28	29	30	31	TOTAL		
TK55 (B-B)	M																																		
TKF5 (G)	F																																		
TKF4 (O)	F																																		
ZWF1	F																																		
Un ID Females	F																																		
Un ID juveniles																																			
Un ID individuals																																			
Troop																																			
	%	TIME SPENT IN TOWN (Minutes)																														HRS			
Troop	0.0																																		0.00
Individuals	0.1																																		0.25
Roost:	AM	2	1	10	5	2	10	2	2	2	2	1	10	3	1	5	1	2	2	9	2	2	2	2	3	3	3	9	2	10	3	3	3		
Roost:	PM	1	10	5	2	10	2	2	2	1	10	3	1	5	1	2	2	9	2	2	2	2	3	3	3	9	2	10	3	3	3	1			
Roost Sites	1	Tea Garden					2	Upper Tea Garden					3	Manor House Pines					4	Picnic Site 1					5	Picnic Site 2									
	6	Picnic Site 3					7	Tokai Bridge					8	Mikes Stables Pines					9	Chrysalis Gums					10	Laundry Pines									
	11	Silvermine Pines					12	Promised Land Gums L5					13	Lower Reservoir					14	Cape Academy					15	Other									
ID Features of Baboons																																			
General remarks	<i>Bold, black and italics text indicates non-urban raids.</i>																																		

Figure 5: The Zwaanswyk Troop’s raid sheet for May 2020.

### Births and Deaths

- On 15 May, a newborn was identified in the Zwaanswyk Troop.
- There was one death of an infant in the Zwaanswyk Troop during this month, which is suspected to be an infanticide.

### 3. CONSTANTIA TROOP 1(CT1)

#### In Town Statistics

- Time out of town for the troop was 100%.
- Time out of town for individuals was 100%.
- The troop mostly slept at the Upper Gums (21 nights) and the Bike Trails (seven nights).

#### Incidents that affected management

##### **CON17 (sub-adult male)**

- On 8 May, an untagged sub-adult male baboon was identified with a snare around his right hand. The sub-adult male was captured on 9 May and taken to a veterinarian to remove the snare. The male was tagged with double orange tags and coded CON17.
- On 14 May, CON17 was released back with the troop and was monitored throughout the remainder of the month to assess if he is using the hand.
- On 31 May, CON17 was seen feeding with the hand occasionally, however, not putting pressure on it while running around. He will continue to be monitored into June.



**Figure 6:** CON17 released on 14 May 2020.



**Figure 7:** CON17 with the snare around and inside the right hand, as well as the snare once removed.

### **CT2 Troop**

- The CT2 Troop has continued to move with, and sleep together with, the CT1 Troop during May and the troops seem to have merged.

### **Births and Deaths**

- No births were recorded in CT1 during May.
- On 23 May, a female baboon was identified carrying a dead infant. The cause of death is suspected to be infanticide.

## **4. CONSTANTIA TROOP 2 (CT2)**

### **In Town Statistics**

- Time out of town for the troop was 100%.
- Time out of town for individuals was 100%.
- The troop mostly slept at the Upper Gums (21 nights) and the Bike Trails (seven nights).

### **Incidents that affected management**

- The CT2 Troop has continued to move with, and sleep together with, the CT1 Troop during May.

### **Births and Deaths**

- No births or deaths were recorded in the CT2 Troop during the month.

## 5. MOUNTAIN TROOP

### In Town Statistics

- Time out of town for the troop was 100%.
- Time out of town for individuals was 100%.
- The troop slept mostly at Veels-te-Ver sleep site during May 2020.

### Incidents that affected management

- No incidents affected usual management practices during May.

### **Births and Deaths**

- There was one birth and no deaths recorded for the Mountain Troop during the month.

## NORTH REGIONAL SUMMARY:

### **Births and Deaths**

During May, five births were recorded in the North region, three in the Tokai Troop, one in the Zwaanswyk Troop and one in the Mountain Troop. Three deaths have been recorded in the North region during May. One death occurred in the Tokai Troop, one in the Mountain Troop and one in the Constantia Troop. All these deaths were suspected cases of infanticide.

### **Recommendations**

- **Regular maintenance and upgrades to electrified perimeter fences on wine estates and other areas** will reduce baboon incursions. **Regular trimming and removal of overhanging trees** and closing of porcupine excavations will also reduce baboon access.
- **Identification and removal of fruiting trees at Cape Academy** should be considered to reduce the incentive of baboons to visit the site.
- Measures such as the **baboon-proofing of private and staff houses on wine estates will also reduce baboon access to HDF's.**
- **Insulating** the electrical bushings of the **Veels-te-Ver transformer box** by placing covers over them should prevent baboons from getting electrocuted.



## C. COMMUNITY AWARENESS AND EDUCATION

### Community Conservation Officer's (CCO) Monthly Feedback for May 2020

Various tasks are carried out on a monthly basis to improve education and raise awareness amongst the baboon-affected communities on the Cape Peninsula.

In accordance with the COVID-19 related National Lockdown, implemented in South Africa on 26 March, community activities (whereby direct or indirect contact is made with the public) were indefinitely suspended. However, several site visits were conducted to assess ongoing waste management, when carrying out other tasks in these areas.

Tasks	Activities - May 2020			
	South East Da Gama	South-East Smits/Waterfall	South-West	North
Site visits	Da Gama Flats	Millers Point Picnic Site; Cape Boat & Ski Boat Club; SANAD Signal School	Expresso.Kom Restaurant; Just Foods Deli	Chrysalis Academy

**Table 1:** Summary of site visits carried out in baboon-affected communities on the Southern Cape Peninsula in May 2020.

#### SA Navy flats in Da Gama

A site visit was carried out to assess waste management at the bin rooms of the Kroonseil and Blue fin Flats. Both rooms were in an acceptable condition and were securely locked. All bins were neatly lined up in the room, no attractants were visible.

#### Millers Point Picnic Site

There have been no improvements in waste management at this site recently. The bins remain unsecured from baboon raiding. City of Cape Town (CoCT) Coastal Management are considering placing polywood spindle bins at the site after lockdown.

#### Cape Boat & Ski Boat Club

There have been no improvements at this site since last month regarding waste management. Many bins remain unsecured outside of the new unfinished enclosure (see Figure 10). HWS have requested that a clause be included in the next lease pertaining to baboon proofing and waste management. The CoCT property site manager will meet with HWS onsite after lockdown to discuss the specific recommendations for this site.



**Figure 8:** Unsecured bins at Cape Boat & Ski Boat Club on 5 May 2020.

### **SANAD Signal School**

The bin cage at the kitchen area was not secured against baboon access. It appears to have been damaged as baboons managed to access the area through the roof. Bags were also left too close to the gate and these were consequently pulled out by the baboons and raided (see figure 11). Staff on site were addressed on the day. A SA Navy environmental representative was also made aware of the incident and the need for repairs at Signal School's kitchen waste area. It was requested that their facilities team be made aware of the repairs required.



**Figures 9:** Unsecured waste area at SANAD Signal School kitchen on 29 May 2020.

### **Kommetjie Centre deli and restaurant**

Baboons gained access to loaves of bread from the deli at Kommetjie Centre. The incident was discussed with the staff on duty at Just Foods Deli and Wine Shop. The neighbouring restaurant was also reminded of the importance of keeping their security gates closed when baboons are in the area.

### **Chrysalis Academy**

A site visit was carried out on the empty premises (due to COVID-19 lockdown). All buildings and waste areas appeared to be closed and secured. The polywood bins around the property were in good condition. The bin cage was clean, with minimal waste inside (see figure 12). The two vegetable garden tunnels in use remain secure from baboons by the electrified fence. These gardens are still being tended to during lockdown.



**Figure 10:** Secured and clean waste cage at Chrysalis Academy on 4 May 2020.

## **D. OTHER – TROOP COUNTS:**

The month of May saw the beginning of the annual troop counts of the managed baboon population on the Peninsula. These counts were conducted by two dedicated HWS team members, in collaboration with a member from the iCWild Institute. The annual counts will continue into the month of June.

## **E. GENERAL COMMENTS ON ALL BABOON TROOPS**

### **1. POPULATION CHARACTERISTICS**

There were nine births and eight deaths in the managed population during May 2020. Three deaths, all infanticides, were recorded in the northern region, while five deaths were recorded in the southern region. Three of the death's in the south were humane euthanasia's necessary after these baboons suffered from human induced (HID) injuries. Two deaths had an unknown cause because the body of a decomposed baboon was found long after death and a sub-adult male was last seen in the Da Gama troop mid-May.

There were five births in the northern region and four births in the southern region. The nett result of these births and deaths was that the population increased by two baboons. Over the past year the births and deaths in the population have been more or less equal and the estimated total population has not increased. The annual count will be presented in the June report.

TROOP	END JUNE TOTALS							MAY 2020			Total observed Births (1 July 2019 to 30 June 2020)	Total observed Deaths (1 July 2019 to 30 June 2020)	Total Migrations (1 July 2019 to 30 June 2020)
	2013	2014	2015	2016	2017	2018	2019	Births	Deaths	Emigration / Immigration			
Da Gama	42	43	46	52	52	55	48	2	1		9	3	-1
Smitswinkel	21	22	24	29	33	35	31	0	0		4	1	0
Waterfall	28	29	31	33	37	40	48	0	0		7	6	0
GOB	20	19	16	17	23	29	23	1	1		1	1	0
Misty Cliffs*	17	16	9	11	-	-	-				-	-	-
Slangkop	37	40	35	41	40	44	43	1	3		3	10	0
<b>SUB TOTAL</b>	<b>165</b>	<b>169</b>	<b>161</b>	<b>183</b>	<b>185</b>	<b>203</b>	<b>193</b>	<b>4</b>	<b>5</b>		<b>24</b>	<b>21</b>	
Zwaanswyk	28	28	30	28	30	20	20	1	1		2	4	2
Tokai	64	70	62	65	69	75	91	3	1		6	12	-2
Mountain	41	47	49	47	57	60	73	1	0		5	7	-1
CT1	70	69	77	81	63	46	64	0	1		5	4	1
CT2					22	10	8	0	0		0	0	
<b>SUB TOTAL</b>	<b>203</b>	<b>214</b>	<b>218</b>	<b>221</b>	<b>241</b>	<b>211</b>	<b>256</b>	<b>5</b>	<b>3</b>		<b>18</b>	<b>27</b>	
<b>TOTAL</b>	<b>368</b>	<b>383</b>	<b>379</b>	<b>404</b>	<b>426</b>	<b>414</b>	<b>449</b>	<b>9</b>	<b>8</b>		<b>42</b>	<b>48</b>	

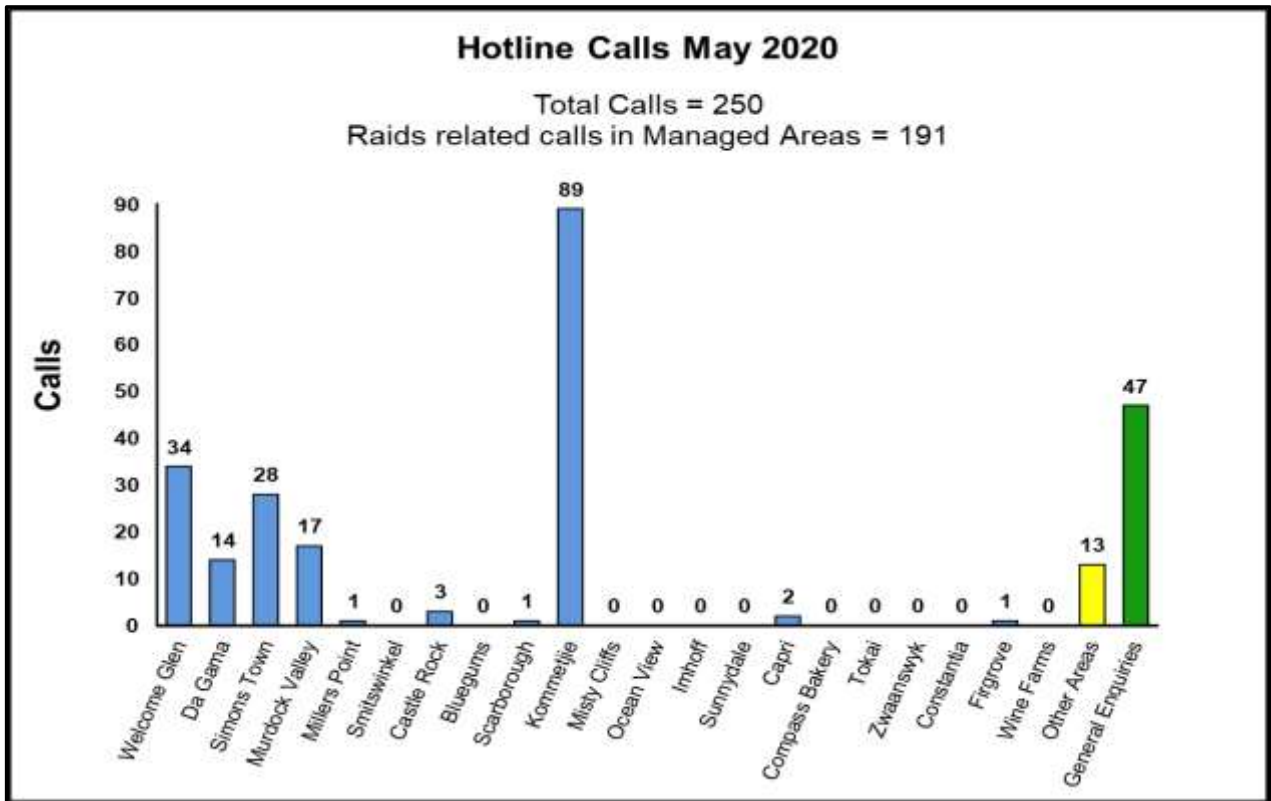
**Table 2:** Population data for the eleven managed troops on the Cape Peninsula in May 2020. Emigration/Immigration figures show animal movements between troops and are accommodated in the troop population totals.

Deaths	END JUNE TOTALS:								Current Contract 2019/20	MAY 2020	TOTAL (since July 2012)
	2012/13	2013/14	2014/15	2015/16	2016/17	2017/18	2018/19	2019/20			
Management	17	10	9	4	11	8	4	5		68	
Human Induced (HID)	5	3	22	13	5	8	17	11		84	
Direct **	5	3	4	8	2	7	8	10		47	
Indirect ***			18	5	3	1	9	1		37	
Natural	19	21	22	8	27	28	18	25		168	
PLOHP****						7				7	
Unknown	5	9	5	8	7	13	6	8		61	
<b>TOTAL DEATHS</b>	<b>46</b>	<b>43</b>	<b>58</b>	<b>33</b>	<b>50</b>	<b>64</b>	<b>45</b>	<b>49</b>		<b>388</b>	


**Table 3:** Causes of baboon deaths since 2012 (\*Data collected during the first half of 2012 provided by Baboon Research Unit, UCT); \*\*Deaths caused directly by humans such as motor vehicle accidents, shooting, poisoning and dogs. \*\*\*Deaths caused indirectly by humans such as electrocutions. \*\*\*\*Private Land Owner Hunting Permit; Deaths of damage causing animals hunted on farmland in accordance with a provincial hunting permit issued by CapeNature in terms of Nature Conservation Ordinance 19 of 1934.

## 2. HOTLINE DATA

During May 2020 there was a total of 250 calls to the hotline, of which 191 were raid related calls received from managed areas. This is an increase of 100 calls compared to April 2020, of which 117 were from managed areas. Most of the calls received during May 2020 were from Kommetjie (89), Welcome Glen (34) and Simon's Town (28) residents.



**Figure 11:** Hotline calls summary per urban area for May 2020. Raid related hotline calls are calls reporting managed baboons in urban areas. Managed Areas are those areas in which managed baboon troops raid. Other Areas, represent those areas beyond the urban edge or the range of managed baboons.

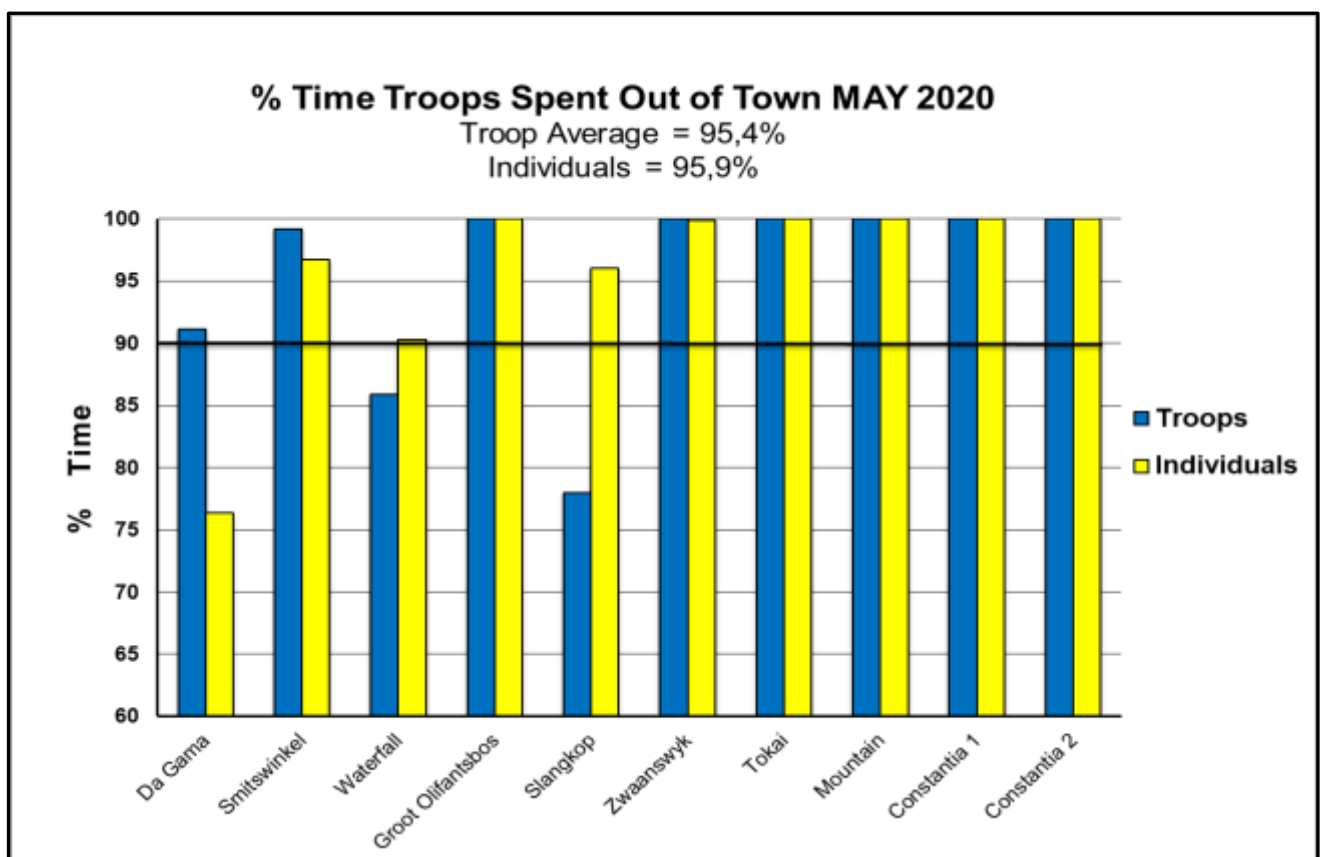


**Figure 12:** Composition of raid-related hotline calls during May 2020.

This is the same trend that has been reported for the last few months, with the high number of calls from these areas continuing to come in. Difficult terrain, poor waste management, lack of baboon proofing, and ready access to fruiting trees and vegetable gardens are the main reasons why these areas continue to experience high raiding levels by baboons.

### 3. PERCENTAGE TIME OUT OF TOWN

The average percentage time the troops spent out of town in May 2020 was 95.4%. This is a huge decrease in time out of town from 97.1% in April 2020. This low average troop time out of town can almost entirely be attributed to the raiding behaviour of the Slangkop, Waterfall and Da Gama Troops. By contrast the average time out of town for the remaining seven troops was a much more respectable 99.9%.



**Figure 13:** Percentage of time troops spent out of town during May 2020. The solid line at 90% indicates the City of Cape Town's 2014 and current contract requirement.

During May HWS continued to allocate additional staff whenever possible to try and mitigate the excessive raiding that was occurring in Kommetjie. The Slangkop, Waterfall and Da Gama Troops have been sleeping on, or close to, the edge of town, making it extremely difficult to keep baboons out of town. In addition, residents and naval personnel continue to leave doors and windows open and waste management remains poor in all three areas. In addition, ready access to fruiting trees (mainly grapes, guavas and lemon trees) and birdseed/fruit (bird feeders), makes it extremely difficult for the rangers to keep baboons away from these urban environments.

## F. CONCLUSION

The month of May generally signifies the start of winter and is associated with an increase in rainfall and a reduction in daily temperatures. During these colder, winter months, the baboons generally try to spend more time in town to gain access to human-derived foods (HDFs). This was evident in the decrease in average time out of town by troops, from 97% in April to 95.4% in May. This was also reflected by the increase in the number of raid related hotline calls in 'Managed Areas' from 117 calls in April, to 191 calls in May.

In Kommetjie, the Slangkop Troop's two adult males (SK10 and SK11) continued to fight for dominance. SK11 was usually the first baboon to attempt to break the line and enter town. This month he successfully managed to break the line 10 times, and attempted to do so another nine times. When he broke the line he generally solicited other individuals to join him in raiding town. Children from Ocean View have also come over the mountain, chasing the Slangkop Troop, with aggressive dogs, into town. These factors, together with many attractants, such as easily accessible waste, feeding of baboons and houses with open access, resulted in the management of this troop being particularly difficult.

In Da Gama Park and Welcome Glen, individuals from the Da Gama Troop continued to push into town. A sub-adult male (DG19) and a small group of females were generally the ones responsible for breaking away from the troop. The rangers then had to split up in order to push the breakaway individuals back to the troop. This split compromised the line being held by the rangers and frequently allowed the remainder of the troop to raid town as well.

The Waterfall Troop slept predominantly at the Waterfall Cliffs Sleep Site this month. This sleep site is right on the edge of town and provides easy access to the Waterfall Naval Barracks and Happy Valley Home and to Simon's Town. The two adult males of the troop, WF7 and WF8, together with unidentified females and juveniles, pushed for town on numerous occasions. As usual, the number of raids on naval properties was much higher than raids in the rest of the urban area. This is attributed to the fact that waste management at the Waterfall Barracks was, as usual, very poor and the residents doors and windows to their rooms were seldom closed. The baboons therefore continued to profit from easy pickings on Naval properties, and continued to teach their offspring the benefits of urban raiding.

Dr Phil Richardson

**HUMAN WILDLIFE SOLUTIONS (PTY) LTD**