

Photo: © *Phil Richardson*

Human Wildlife Solutions

Monthly Report

September 2020

TABLE OF CONTENTS:

A. INTRODUCTION	3
B. BABOON MANAGEMENT AND RAID REPORTING	3
SOUTH EASTERN REGION – AREA MANAGER: CALFORD ZODZI	3
1. SMITSWINKEL BAY TROOP	3
2. WATERFALL TROOP	5
3. DA GAMA TROOP	7
SOUTH EAST REGIONAL SUMMARY:	9
Births and deaths.....	9
Recommendations.....	9
SOUTH WESTERN REGION – AREA MANAGER: BERTUS EBERSOHN	10
1. GROOT OLIFANTSBOS TROOP (GOB)	10
2. THE SLANGKOP TROOP	11
3. THE PLATEAU ROAD TROOP	13
SOUTH WEST REGIONAL SUMMARY:	14
Births and Deaths	14
Recommendations.....	14
NORTHERN REGION – AREA MANAGER: STEPHANUS FERREIRA	15
1. TOKAI TROOP	15
2. ZWAANSWYK TROOP	17
3. CONSTANTIA TROOP 1 (CT1)	18
4. CONSTANTIA TROOP 2 (CT2)	19
5. MOUNTAIN TROOP	20
NORTH REGIONAL SUMMARY:	21
Births and Deaths	21
Recommendations.....	21
C. COMMUNITY AWARENESS AND EDUCATION: FRANCINE DIECKMANn	22
D. GENERAL COMMENTS ON ALL BABOON TROOPS	26
1. POPULATION CHARACTERISTICS	26
2. HOTLINE DATA	27
3. PERCENTAGE TIME OUT OF TOWN	27
E. CONCLUSION	29

A. INTRODUCTION

September is traditionally the start of spring, however several cold and wet periods were still experienced this month. Consequently, the southern sub-population of managed baboons still showed much of the winter trend in behaviour of sleeping close to town in the lower lying areas where they were more protected from the weather. In the northern sub-population, however, the Constantia troops started spending more time on the wine farms, likely attracted by the sprouting of new growth on the vines.

This month most of the noteworthy baboon behaviour occurred in the northern sub-population. SK11, which was relocated from the Slangkop Troop towards the end of August, spent the first half of the month investigating most of the northern troops to determine which would be most suitable for him to join. In the second half of the month he paid most attention to the Zwaanswyk Troop, but finally settled on the Tokai Troop. By the end of the month he seemed to be largely accepted by the Tokai Troop.

Further north, there was considerable turmoil in the two Constantia Troops. CT1 seemed to be undergoing a split with the two divisions ranging all over the wine farms. The CT2 Troop was taken all over Constantia by MT14. He was showing typical dispersal behaviour but was strangely taking his recently found small troop with him. The CT2 Troop ranged extensively between Eagle's Nest and Southern Cross Drive, and spent considerable periods in De Hel Nature Area. MT14 disappeared on 18 September, and after that the CT2 Troop returned to foraging mostly on or above the wine farms.

B. BABOON MANAGEMENT AND RAID REPORTING

SOUTH EASTERN REGION – AREA MANAGER: CALFORD ZODZI

1. SMITSWINKEL BAY TROOP

In Town Statistics

- The Smitswinkel Bay Troop spent 100% of its time out of town in September 2020.
- Individual time out of town was 99.5% this month.
- The Smitswinkel Bay Troop utilised its southern sleep sites for nineteen nights and the northern sleep sites for eleven nights of the month.

Noteworthy Incidents

Millers Point Boat Club

- The baboons visited Millers Point Braai area on three occasions (2, 12 and 27 September) this month. On the first occasion, a few unidentified individuals visited the site, but they were quickly pushed back to the troop. On the second occasion, the troop passed-by as they were being guided southwards. On the third occasion, the troop was foraging along the coast.

Smitswinkel Bay

- The troop moved into Smitswinkel Bay on three occasions this month (18, 20 & 22 September), but no raiding was recorded for any of these the days. The troop was either pushed out quickly or left to forage along the coastline.

Farms

- One of the farms along Plateau Road was visited by the troop on three occasions (7, 20 and 23 September).
- Individuals (PR3 and an unidentified male) visited this farm once on 19 September and raided the fowl run.
- Individual baboons (PR3 and WF8) visited Rocklands Farm on four occasions. Of these visits, PR3 was there on two occasions (3 & 11 September). On the first occasion he raided an occupied fowl run. On second occasion, he went there together with a female, but they were quickly pushed back to the troop.
- WF8 visited the farm on two occasions as he was starting to disperse from the Waterfall Troop. His first visit was on 1 September and he went back to Waterfall Troop. His second visit was on 13 September, when he made his permanent move to the Smitswinkel Troop.

PR3

- PR3 raided an occupied house on Nerine Way, Froggy Farm on 29 September. This happened after he had been chased away by WF8 who joined from Waterfall Troop. He re-joined the troop later in the day.

Births and Deaths

- There were no births or deaths reported for the Smitswinkel Bay Troop during the month of September.
- There were no new injuries recorded in the troop. However, the juvenile male which had been showing signs of paralysis in his left legs since 27 August, has shown good signs of recovery, but still needs to be monitored.

HWS: TROOP MONTHLY REPORT																																
SECTOR		CLASSES OF BEHAVIOUR																														
SOUTH EAST		1	2	3	4	5	6	7	8	9	10	11	12	13	14	15	16	17	18	19	20	21	22	23	24	25	26	27	28	29	30	TOTAL
BABOON TROOP:	SMITS	1	In urban area	4	Attacking pets	7	Threatening behaviour/attack/stealing food	2	Raid bins	5	Raid unoccupied house or vehicle	8	Breaking & Entering/Damaging property	3	Non malicious damage	6	Raid occupied house or vehicle	9	Nocturnal Raiding													
MONTH: SEPT	YEAR: 2020																															
BABOON ID	Sex	1	2	3	4	5	6	7	8	9	10	11	12	13	14	15	16	17	18	19	20	21	22	23	24	25	26	27	28	29	30	TOTAL
SWB6	M																															
PR3	M			6								1								6							7			6		5
WFB	M	1												1																		2
UnId Males	M																			6											1	
UnId Females	F										1	7														7					3	
UnId Juveniles																																
UnId Individuals			1									1																			2	
Troop																																
	%	TIME SPENT IN TOWN (Minutes)																													HRS	
Troop	0.0																														0.00	
Individuals	0.5											41																	60		1.68	
Roost:	AM	2	1	6	6	3	1	1	7	2	1	3	5	6	5	5	3	2	1	1	1	7	7	7	7	7	1	4	4	6	4	
Roost:	PM	1	6	6	3	1	1	7	2	1	3	5	6	5	5	3	2	1	1	1	7	7	7	7	1	4	4	6	4	4		
Roost Sites		1	Smits Caves	2	Partridge Point	3	Bluegums	4	Millers Point	5	Rocklands Farm																					
		6	Castle Rock	7	SANParks	8	Other/Unknown	9	Murdoch Valley Cliffs	10																						
ID Features of Baboons																																
General remarks	<i>Black, bold and italics text indicates raids at SANParks. Red Italics and bold indicate raids on the farms or Smitswinkel.</i>																															

Figure 1: The Smitswinkel Bay Troop’s raid sheet for September 2020.

2. WATERFALL TROOP

In Town Statistics

- The Waterfall Troop spent 99.3% of its time out of the urban area during September.
- Individuals time out of town was 96% this month.
- There was a total of 79 raids this month. Raids on South African Navy properties constituted 57% of raids (45 raids), while 43% (34 raids) occurred in the urban area.
- The Waterfall Troop predominantly slept on the Admiral Footpath Sleep Site (13 nights), inside the South African Naval Armament Depot (SANAD) facility (three nights), four nights on the Big Sleep Site on the mountain side and five nights on the Quarry Sleep Site and five nights at the Waterfall Sleep Site.

Noteworthy Incidents

The South African Navy: Simon's Town

- There were 79 raids by individuals during the month of September. On 45 occasions they raided naval facilities and 34 occasions they raided in the urban area of Simon's Town.
- There were 22 troop raids this month. On 18 occasions they were on the naval facilities while four occasions were in the urban area of Simon's Town.
- Fruit trees behind What's Your Flavor shop, and along Barnard Street, Wilfred Street, Dolphin Way and on Cable Hill Road regularly attracted baboons into town.
- Vegetable gardens on Cable Hill Road and Dolphin Way also attracted baboons in town.
- Refuse bins at Navy Head Quarters attracted baboons in town.

Naval Dockyard

- Poor waste management at the Dockyard Naval facility in Simon's Town continued to attract the baboons this month.
- Non baboon proof refuse bins at the Dockyard were raided on at least fifteen occasions this month.
- Non baboon proof refuse bins at the Naval Head Quarters attracted WF8 and he slept on top of the building on at least seven occasions.

WF7

- WF7 together with and other unidentified baboons raided Whats Your flavour shop on 1 September.

WF8

- The male went to the Dockyard to raid bins together with other individual females and juveniles on at least eight occasions.
- On 1 September, WF8 went to Jubilee Square and the Navy Head Quarters on at least seven occasions and raided bins. This marked the beginning of his dispersal as he continued south to Rocklands Farm.
- WF8 raided three occupied houses: on Paradise Road, Wilfred Street, and Forest Hill Road on 1 September, 8 September and 10 September respectively.
- On 13 September WF8's dispersal was completed as he left the Waterfall Troop and joined the Smitswinkel Troop.

HWS: TROOP MONTHLY REPORT																																
SECTOR		CLASSES OF BEHAVIOUR																														
SOUTH EAST		1	In urban area	4	Attacking Pets	7	Threatening behaviour/attack/stealing food	2	Raid bins	5	Raid unoccupied house or vehicle	8	Breaking & Entering/Damaging property	3	Non malicious damage	6	Raid occupied house or vehicle	9	Nocturnal Raiding													
BABOON TROOP:	WATERFALL																															
MONTH: SEPT	YEAR: 2020																															
BABOON ID	Sex	1	2	3	4	5	6	7	8	9	10	11	12	13	14	15	16	17	18	19	20	21	22	23	24	25	26	27	28	29	30	TOTAL
WF7	M	6.1			1																									1	4	
WFF5	F																															
WFF6	F																															
WF8	M	6.1	1.1	2.2	1	1.2.1	1	1.1	6.2	1.1	6	1	1.1	1																	22	
UnID Female		2.2.1			6										2																5	
UnID Females	F	6	1.1		5											1.1													1	7		
UnID Juveniles		6.1	5.1	5.1					2																					7		
UnID Individuals		6	1.1							1.1				1	1.1					6	2							1.1		12		
Troop		1	1	1	1.1	1			1	1.1			6	1.1	1.1	1			1	1			1	2		2		6		22		
		TIME SPENT IN TOWN (Minutes)																												HRS		
Troop	0.7				35						25			73	25															2.63		
Individuals	4.0	40	48	108	65		12	15	68	40	60	92	245	10	20				10									20	14.22			
Roost:	AM	10	4	4	15	4	1	1	4	10	10	4	15	4	1	1	10	4	15	4	15	4	10	10	10	10	4	15	4	4	1	
Roost:	PM	4	4	15	4	1	1	4	10	10	4	15	4	1	1	10	4	15	4	15	4	10	10	10	10	4	15	4	4	1	4	
Roost Sites		1	Waterfall Cliff				2	Happy Valley Mtn				3	Signal School				4	Admiral Footpath				5	Red Hill									
		6	Mountain CoGHN				7	Gate 3 - Plateau Road				8	Shamballah Pines				9	North Peak				10	SANAD									
		11	Bungalow				12	Murdock Valley Cliffs				13	Rocklands Valley				14	Other				15	Quarry									
ID Features of Baboons																																
General remarks		Red, Bold and <i>Italics</i> indicates raiding inside the South African Naval Ammunition Depot (SANAD) and Signal School. Black, <i>Italics</i> indicates raiding on farms.																														

Figure 2: The Waterfall Troop’s raid sheet for September 2020.

Births and Deaths

- There were no new births or deaths recorded in the Waterfall Troop in the month of September.
- There are two females in the Waterfall troop showing signs of senescence (aging). On 21 September they were checked by SPCA and a veterinarian. It was concluded that intervention was not required at this time because the females are still keeping up with the troop.

3. DA GAMA TROOP

In Town Statistics

- Time out of town for the Da Gama Troop remained stable at 97.5% in September (97.8% in August 2020).
- For individuals, time out of the urban area increased from 93.5% in August to 95% in September.
- The troop spent four nights out of town during the month of September. They utilised Blackhill Sleep Site three times and slept once at Maylands Sleep Site. For the remainder of the month (26 nights), the troop mainly utilised the Dalgliesh Pine Trees near the Da Gama Park Naval Flats (11 nights), Outspan Pines near Welcome Glen (one night), 16th Avenue Pines (one night) and the 2nd Avenue Sleep Site (13 nights).

Noteworthy Incidents**DG19 (Sub-adult male)**

- DG19 raided bins on two occasions in Welcome Glen on Glenoak Road (2 September) and Glenhurst Road (13 September).
- DG19 was in town on nine occasions during the month of September.

Welcome Glen

- An unidentified female raided a bin together with DG19 on Glenoak Road.
- Another unidentified female raided a bin together with DG14 on Glenoak road on 8 September.
- On 13 September, DGF1 together with unidentified female raided two bins, one on Glenoak and one on Glenhurst Road

DG14

- DG14 together with one unidentified female raided a bin at a house along Da Gama Road on 8 September.
- DG14 raided an unoccupied house in 16th Avenue by entering through the window which was ajar on 11 September.
- DG14 together with other unidentified individuals raided an occupied house on 14th Avenue by entering through the toilet window on 16 September.

Da Gama Park

- DGF1 raided an unoccupied house number along 14th Avenue in Da Gama Park on 16 September.
- An unidentified female raided an occupied house along 2nd Avenue in Da Gama Park on 22 September after gaining entry through the door which was open.

Other

- Fruit trees at a property in Glenoak Road, Welcome Glen, as well as on 12th Avenue, Da Gama Park, continued to attract baboons into the area, drawing them into town on at least two occasions.
- Thick and tall alien vegetation around Da Gama Park and Welcome Glen continue to make management difficult because the baboons hide in the thick vegetation.
- Some unidentified individual baboons went into town in Glencairn after moving down to the Rotary Camp from the stables on 23 September.

HWS: TROOP MONTHLY REPORT																																		
SECTOR		CLASSES OF BEHAVIOUR																																
SOUTH EAST		1	In urban area	4	Attacking pets	7	Threatening behaviou/ attacking/ stealing food																											
BABOON TROOP: DA GAMA		2	Raid bins	5	Raid unoccupied house or vehicle	8	Breaking &Entering/Damaging property																											
MONTH: SEPT YEAR: 2020		3	Non malicious damage	6	Raid occupied house or vehicle	9	Nocturnal Raiding																											
BABOON ID	Sex	1	2	3	4	5	6	7	8	9	10	11	12	13	14	15	16	17	18	19	20	21	22	23	24	25	26	27	28	29	30	TOTAL		
Troop			1	1	1			1				1		1.1	1						1		1		1		1				1		13	
DG14 (O-G)	M			1		1	2		2			5					5							1	1	1						5		10
DG19 Sub Male	M				2	1							1	2	1		1.1	1			1			1	1						2		12	
DGF1	F												2				5																2	
DGF2	F																																	
DGF4	F																																	
DGF6 (P-Y)	F																																	
DGF7 (G-G)	F																																	
UnID Females	F				1							1			1.1			1					1	1	1					1		9		
UnID Female	F				2	2		2				1	2				1						6									7		
UnID Individuals												1		1			5							1				1				6		
UnID Juvs																								1								1		
		TIME SPENT IN TOWN (Minutes)																													HRS			
Troop	%	2.5	45	95		20		20			30		90	15							65				15			70	30		35	8.83		
Individuals	%	5.0		30		150	25	40			110	75	45	40		60	120				15		135	135	45					40	17.75			
Roost:	AM	2	2	3	2	3	7	25	3	21	17	3	2	3	3	2	3	2	25	3	2	2	3	25	3	2	3	2	3	2				
Roost:	PM	2	3	2	3	7	25	3	21	17	3	2	3	3	2	3	2	25	3	2	2	3	25	3	2	3	2	3	2					
Roost Sites		1	Flats					2	Pines - Flats					3	Pines - Da Gama					4	Pines - WG					5	Sport Fields Stables							
		6	Compass Bakery Cliffs					7	Pines - Outspan					8	Jacks Shop					9	Elsie's Peak					10	Rotary Camp							
		11	Witsand					12	Slangkop					13	Platkop					14	Rasta Camp					15	Ocean View							
		16	KL sleep site					17	Maylands					18	Elsies River Valley					19	Red Hill / Windford					20	Grootkop							
		21	16th Avenue, DG					22	Lewis Gay Dam					23	Pinehaven					24	Kleinplaas Dam					25	Blackhill							
		26	Blue Gums, Waterworks					27	Solole					28	Other																			
ID Features of Baboons																																		
General remarks																																		

Figure 3: The Da Gama Troop’s raid sheet for September 2020.

Births and Deaths

- There was one new birth recorded in the Da Gama Troop in the month of September.
- There were no deaths recorded in the Da Gama Troop in the month of September.

SOUTH EAST REGIONAL SUMMARY:

Births and deaths

- There was one new birth, and no deaths recorded in the South East region during the month of September.

Recommendations

- Visible fruit on fruit trees in baboon-affected areas should be harvested so as not to attract baboons.
- **Open vegetable gardens** should be baboon proofed. Baboon-proofing of all domestic vegetable gardens in baboon-affected areas will reduce baboon incursions into the suburbs.
- **New baboon-proof bins** are required for many properties in Da Gama and Welcome Glen.
- The use of **clear recycling bags** in baboon-affected areas **should be re-evaluated** as this remains an attractant for baboons.

- **Waste and recycling collection** should be prioritised to occur in **the early morning** to prevent this waste from being an attractant to baboons throughout the day. This is most important for Dalglish and Van der Graaf Avenues, Da Gama Park.
- The **installation of baboon-proof bins at the Naval Head Quarters and West Yard**, South African Navy docks would assist in preventing baboon raids. Baboon-proofing at the West Yard cafeteria is recommended.
- Raids at Waterfall Barracks and Happy Valley Home would be considerably reduced if residents closed doors and windows when they left their rooms.
- **Garden waste and household refuse dumped in the vicinity of the Da Gama Park stream** and along the streets in Da Gama Park, should be **removed**. This waste acts as an attractant for the baboons into town.
- **Poor waste management at the South African Naval Armament Depot (SANAD)** and the Waterfall Barracks needs to be addressed to reduce the number of incidents occurring.
- **Dumping of waste by residents**, as well as food and litter from contractors on site, in the open area adjacent to the Da Gama Park Convenience Store, should be removed from the area.
- A **baboon-proofing solution** is still required for the **‘What’s Your Flava’ café in Simon’s Town** to prevent baboons from raiding the shop.
- **Alien vegetation** around Da Gama Park and Welcome Glen needs to be **cleared** to assist in baboon management.

SOUTH WESTERN REGION – AREA MANAGER: BERTUS EBERSOHN

1. GROOT OLIFANTSBOS TROOP (GOB)

HWS: TROOP MONTHLY REPORT																																		
SECTOR		CLASSES OF BEHAVIOUR																																
SOUTH WEST		1	2	3	4	5	6	7	8	9	10	11	12	13	14	15	16	17	18	19	20	21	22	23	24	25	26	27	28	29	30	31	TOTAL	
BABOON TROOP:	GOB	1	In urban area	4	Attacking pets	7	Threatening behaviour/attack/stealing food																											
MONTH: JULY	YEAR: 2020	2	Raid bins	5	Raid unoccupied house or vehicle	8	Breaking & Entering/Damaging property																											
		3	Non malicious damage	6	Raid occupied house or vehicle	9	Nocturnal Raiding																											
BABOON ID	Sex	1	2	3	4	5	6	7	8	9	10	11	12	13	14	15	16	17	18	19	20	21	22	23	24	25	26	27	28	29	30	31	TOTAL	
Unld Males	M																																	0
Females	F																																	0
Unld Individuals																							2											1
Juveniles																																		0
Troop																																		0
	%	TIME SPENT IN TOWN (Minutes)																													HRS			
Troop	0,0																																	0,00
Individuals	0,0																																	0,00
Roost:	AM	5	5	5	2	2	2	5	5	5	5	2	5	2	4	2	2	5	2	5	5	5	5	5	5	4	5	5	5	2	2	5		
Roost:	PM	5	5	2	2	2	5	5	5	5	2	5	2	4	2	2	5	2	5	5	5	5	5	5	5	4	5	5	5	2	2	5	2	
Roost Sites		1	Misty Cliffs 1	2	CoGH Reserve	3	Red Hill	4	Shamballah	5	Wildschutsbrand																							
		6	Perdekloof	7	CoGH Nursery	8	Misty Cliffs 2	9	Gate 1	10	Other																							
ID Features of Baboons																																		
General remarks	<i>Black, bold and italics text indicates raids at SANParks.</i>																																	

Figure 4: The Groot Olifantsbos Troop’s raid sheet for September 2020.

In Town Statistics

- The GOB Troop spent the majority of the month within the Cape of Good Hope (CoGH) section of the Table Mountain National Park (TMNP) coming out only to roost.
- The troop roosted at Wildschutsbrand for 14 nights, within the boundaries of the CoGH for seven night, at Perdekloof for five nights, at Shambalah for two nights and at Gate 1 for one night.

Noteworthy Incidents

- The seasons started to change this month. This has lead to the troop spending more of its time foraging inside the reserve. There is a strong indication that the GOB troop is merging with a splinter troop from the Kanon Kop Troop from the reserve. The two troops have been seen foraging together and there are still no signs that an adult male has joined the GOB Troop.

Sleep Site Usage

- The GOB Troop is mostly utilizing sleepsites outside of the reserve. This could be because they are moving in close to the boundary of the reserve.

Births and Deaths

- No births or deaths were recorded for the GOB Troop during September 2020.

2. THE SLANGKOP TROOP**In Town Statistics**

- The troop spent 89,7% of its time out of the urban area. This significant increase in time spent out of town is the direct result of the removal of SK11. The troop has become much more coherent and placid. The troop also started roaming more and utilizing a bigger part of their natural foraging area. The majority of the time the troop only came down into the urban area to roost on In2Foods roof, and then moving up the mountain to forage during the day. The troop only roosted inside Kommetjie three times this month.
- Individuals time out of town was 92,8% this month.
- The troop roosted on In2Foods roof for 12 nights, on both Slangkop Cliff 3 and in the pines behind Ocean View for five nights each, three nights inside Kommetjie and two nights on Slangkop Cliff 1 and Slangkop Cliff 2 each.

Noteworthy Incidents**Kommetjie**

- The Slangkop Troop moved through the village of Kommetjie on only four occasions this month.
- Residential bins were raided on six occasions. On 26 September three bins were raided. One in Tuebes Road (by one female and one juvenile), the Lighthouse Pub & Grill's bin (by one female), and one in Lighthouse Road (by one female and one juvenile). One bin in Ocean View (by unidentified individuals) and the bins behind Kommetjie Superette (by unidentified individuals).
- One occupied house was raided. The Kommetjie Superette (by one juvenile). The superette's doors were open.
- The light commercial area have still not made any attempts to mitigate the bin problem and baboons keep on raiding the garbage bins.

Heron Park light industrial area

- The troop spent some time on the roofs of the industrial park before settling in on In2foods to roost most evenings.

In2Foods

- Due to the ease of access onto the roof of the bakery, In2foods was regularly utilised as a roosting site.

SKF1

- SKF1 was still monitored throughout the month. Her skin condition has greatly improved.

Injuries:

- On 10 September a female with a juvenile was hit by a car on Kommetjie Road. The baboons did not sustain any serious injuries. They were monitored and recovered fully.
- On 23 September SK10 attempted to kill a juvenile. The juvenile sustained injuries to the head and neck. The mother and the juvenile were monitored closely.

Births and Deaths

- No births were recorded this month
- Three deaths due to infanticide were recorded this month.

HWS: TROOP MONTHLY REPORT																																
SECTOR		CLASSES OF BEHAVIOUR																														
SOUTH WEST		1	In urban area	4	Attacking pets	7	Threatening behaviour/attack/stealing food																									
BABOON TROOP: Slangkop		2	Raid bins	5	Raid unoccupied house or vehicle	8	Breaking & Entering/Damaging property																									
MONTH: SEPTEMBER YEAR: 2020		3	Non malicious damage	6	Raid occupied house or vehicle	9	Nocturnal Raiding																									
BABOON ID	Sex	1	2	3	4	5	6	7	8	9	10	11	12	13	14	15	16	17	18	19	20	21	22	23	24	25	26	27	28	29	30	TOTAL
SK10	M		1		1										1	1																4
SKF1	F				1																											1
UniD Males	M																										2					1
UniD Females	F																					1					1,2,2,2			1		6
UniD Juveniles																											1,2,2,2,6					5
UniD Individuals		1	1		1	1	1		1	1,2	1			1	1	1	1					1,2								1	1	16
Troop			1		1	1	1		1				1	1	1	1	1	1				1					1			1	1	14
	%	TIME SPENT IN TOWN (Minutes)																												HRS		
Troop	10,3	55	70		45	90	75		60				90	10	90	90	240	90									110	330	30	195	330	36,75
Individuals	7,2		250	70	45	25	30		30	30	120		170	180	30	90	120					95					60			165	30	25,67
Roost:	AM	5	5	5	5	5	5	5	5	2	2	2	2	2	2	2	2	2	2	7	7	6	1	7	7	7	6	9	9	1	9	
Roost:	PM	5	5	5	5	5	2	5	2	2	5	2	5	5	5	5	5	2	7	7	6	1	7	7	6	9	9	1	9	9		
Roost Sites	1	Slangkop 1			2	Ocean View			3	Compass Bakery cliffs			4	Witsand			5	Other														
	6	Slangkop 2			7	Slangkop 3			8	Slangkop 4			9	Kommetjie																		
ID Features of Baboons																																
General remarks	<i>Red, bold and italics text indicates raids at Rogers Farm and the City waste disposal site.</i>																															

Figure 5: The Slangkop Troop's raid sheet for September 2020.

3. THE PLATEAU ROAD TROOP

HWS rangers manage the Plateau Road Troop on Plateau Road, but not on agricultural land. The Plateau Road Troop does not raid in the official urban area and is therefore not a fully managed troop. HWS has a ranger stationed on Plateau Road to manage the interface between tourists and baboons. The aim is to prevent tourists from feeding baboons, and to keep the troop off the road.

Noteworthy Incidents

Sleep Site preference:

- The troop slept in the pine trees at Gate 7 for the majority of the month (20 nights), at the Gate 4 Sleep Site for eight nights and the remainder (one night) at the Gate 1 Sleep Site.

Troop Movement:

- The troop spent the entire month foraging under the pine trees and in the indigenous vegetation on the eastern side of Plateau Road.
- The troop did not enter the CoGH section of the Table Mountain National Park at all this month. This could be because the Kanon Kop splinter troop has been foraging close to the boundaries of the reserve, occasionally venturing onto Plateau Road.

PR4

- PR4 has settled into the role of alpha for the Plateau Road Troop.

Injuries

- On 27 September, a mother and juvenile were hit by a car. The driver did not stop so no information could be obtained. The mother was not injured but the juvenile sustained serious injuries on its legs and back. By the end of September, a vet had been unable to dart the juvenile successfully because the mother kept on hiding in the thick foliage.

Births and Deaths

- No births or deaths were recorded this month.

SOUTH WEST REGIONAL SUMMARY:**Births and Deaths**

- There no births and three deaths (infanticide) in the South West region during June 2020.

Recommendations

- All **fruiting trees or visible fruit** should be harvested from fruit trees in baboon-affected areas.
- A **Baboon-proof cage** should be installed in the **commercial businesses area in Kommetjie**.
- **Baboon-proof bins** should be used by residents in **Kommetjie**
- **Residents** are urged to keep their **doors and windows closed** when baboons are in the urban area.
- **Residents** are reminded to keep their **dogs inside** when baboons are in the area.
- **Resident** are reminded that **bird feed** is a big attractant for baboons.
- The **public is reminded** that **baboons** are wild animals and should **not be approached**.
- **In2Foods** bakery should reinforce identified weak spots with an electric apron to prevent the baboons from sleeping on the roof.
- Residents are reminded to please report any **illegal activity** such as persons feeding baboons or antagonizing baboons e.g. prodding them with a stick etc. to the baboon hotline (071 588 6540).

NORTHERN REGION – AREA MANAGER: STEPHANUS FERREIRA

1. TOKAI TROOP

In Town Statistics

- Time out of town for the troop was 100%.
- Time out of town for individuals was 99%.
- The troop slept on Porter Estate specifically around Chrysalis most nights (25 nights) and only occasionally at the SANParks' Tokai Picnic Site (4 nights) and once at the Tea Garden.

Noteworthy Incidents

- An untagged male went to Bloekom Laan on 30 September.
- MT13 and TK56 continued to raid together entering the urban area on 11 September.
- Unidentified males raided bins on the 1 and 10 September.

SK11

- SK11 was relocated and released near the Tokai and Zwaanswyk Troops on 26 August 2020. Initially after his relocation, SK11 retreated to the cliffs above Boyes Drive / Ou Kaapseweg in the evenings to sleep, but every morning he returned through Tokai to the Chrysalis Academy or SANParks Picnic Site to observe the Tokai and Zwaanswyk Troops from a distance. He also investigated the Mountain and Constantia Troops occasionally, but it soon became apparent that he was most interested in joining the either the Tokai or the Zwaanswyk Troop. This is typical dispersing male behaviour.
- As SK11 became more confident in this terrain he started sleeping closer to these troops on the roofs of either Pollsmoor Prison or Bootleggers in Tokai Road. Wherever SK11 slept, the first thing he did every morning was walk back to the SANParks Picnic Site in search of the Tokai and Zwaanswyk Troops. Ironically, SK11 put more effort into joining the smaller Zwaanswyk Troop with only 20 individuals, as opposed to the Tokai Troop with 90 individuals. Although the females and juveniles of both troops showed a great deal of acceptance behaviour towards SK11, the alpha male of the Zwaanswyk Troop (TK55) was very aggressive towards him and often chased him away.

- Towards the end of September, SK11 started sleeping closer to these troops, in trees along Tokai Road, or in the SANParks Picnic Site itself. After trying really hard to join the Zwaanswyk Troop, but being continually and aggressively rejected by TK55, SK11 diverted all his attention towards the Tokai Troop. Here SK11 and the alpha male (MT13) showed each other mutual respect and avoided direct confrontation. This, in addition to a growing acceptance by many of the females and juveniles, suggested that SK11 had been accepted into the troop. On the last two nights of September 2020, SK11 climbed the roosting trees at the lower end of Chrysalis Academy and slept in the midst of the Tokai Troop.



Photo: Phil Ricahrdson

Figure 6: SK11 resting amongst females and juveniles of the Tokai Troop on 29 September 2020, and shortly before going to roost with them.

Births and Deaths

- No births or deaths were recorded in the Tokai Troop for September.

HWS: TROOP MONTHLY REPORT																																									
SECTOR		CLASSES OF BEHAVIOUR																																							
NORTH		1	2	3	4	5	6	7	8	9	10	11	12	13	14	15	16	17	18	19	20	21	22	23	24	25	26	27	28	29	30	TOTAL									
BABOON TROOP:		TOKAI		1		In urban area		4		Attacking pets		7		Threatening behaviour/attack/stealing food		2		Raid bins		5		Raid unoccupied house or vehicle		8		Breaking & Entering/Damaging property		3		Non malicious damage		6		Raid occupied house or vehicle		9		Nocturnal Raiding			
MONTH: SEPTEMBER		YEAR: 2020																																							
BABOON ID	Sex	1	2	3	4	5	6	7	8	9	10	11	12	13	14	15	16	17	18	19	20	21	22	23	24	25	26	27	28	29	30	TOTAL									
MT 13 (Y-W)	M											1																													
TK 56	M											1																													
TKF7	F																																								
TKF12 (B)	F																																								
TKF13 (Y)	F																																								
TKF15 (CB)	F																																								
Un ID male	M	2								1	2					1																									
Un ID Sub male	M																																					1			
Un ID Female	F																																								
UN ID juvenile																																									
Un ID individuals																																									
Troop																																							1		
	%																																						HRS		
Troop	0,0																																					0,00			
Individuals	1,0	30									20	8	30																							105	3,22				
Roost:	AM	9	15	7	4	15	15	4	9	9	15	15	15	15	15	4	4	4	4	9	4	15	4	4	15	15	15	15	1	4	15	15									
Roost:	PM	15	7	8	8	4	8	15	4	15	8	15	4	15	8	4	15	15	10	8	15	15	1	8	8	15	15	15	15	15	15	15	15	15							
Roost Sites		1				Tea Garden				2				Upper Tea Garden				3				Manor House Pines				4				Picnic Site 1				5				Picnic Site 2			
		6				Picnic Site 3				7				Tokai Bridge				8				Mikes Stables Pines				9				Chrysalis Gums				10				Laundry Pines			
		11				Silvermine Pines				12				Promised Land Gums L5				13				Lower Reservoir				14				Cape Academy				15				Other			
ID Features of Baboons																																									
General remarks		<i>Bold, black and italics text indicates non-urban raids.</i>																																							

Figure 7: The Tokai Troop’s raid sheet for September 2020.

2. ZWAANSWYK TROOP

In Town Statistics

- Time out of town for the troop was 100%.
- Time out of town for individuals was 99,6 %.
- The troop slept (3 nights) at the Tea Garden; (4 nights) at the SANParks’ Tokai Picnic Site, and (23 nights) at various sites at Chrysalis Academy.

Noteworthy Incidents

TK55:

- TK55 entered the urban area on two occasions. TK55 raided 5 bins in Zwaanswyk Road along with a unidentified female on 2 September. He also chased SK11 into the urban area along Tokai Main Road on 22 September.

Births and Deaths

- No births or deaths were recorded for the Zwaanswyk Troop during this month.

HWS: TROOP MONTHLY REPORT																																			
SECTOR		CLASSES OF BEHAVIOUR																																	
NORTH		1																				4								7					
BABOON TROOP:	ZWAANSWYK	2																				5								8					
MONTH: SEPTEMBER	YEAR: 2020	3																				6								9					
BABOON ID	Sex	1	2	3	4	5	6	7	8	9	10	11	12	13	14	15	16	17	18	19	20	21	22	23	24	25	26	27	28	29	30	TOTAL			
TK55 (B-B)	M		2																														1		
TKF5 (G)	F																																		
TKF4 (O)	F																																		
ZWF1	F																																		
Un ID Females	F		2																																
Un ID juveniles																																			
Un ID individuals																																		1	
Troop																																			
		TIME SPENT IN TOWN (Minutes)																													HRS				
Troop	0,0																																	0,00	
Individuals	0,4	30																																1,33	
Roost:	AM	9	15	4	10	10	4	8	10	10	3	10	7	7	9	10	9	9	9	9	4	9	4	3	9	10	15	1	3	4	15				
Roost:	PM	15	4	15	8	4	8	10	15	15	15	15	15	15	15	15	1	9	15	8	15	4	1	9	15	1	15	8	4	15	15				
Roost Sites		1	Tea Garden				2	Upper Tea Garden				3	Manor House Pines				4	Picnic Site 1				5	Picnic Site 2												
		6	Picnic Site 3				7	Tokai Bridge				8	Mikes Stables Pines				9	Chrysalis Gums				10	Laundry Pines												
		11	Silvermine Pines				12	Promised Land Gums L5				13	Lower Reservoir				14	Cape Academy				15	Other												
ID Features of Baboons																																			
General remarks		<i>Bold, black and italics text indicates non-urban raids.</i>																																	

Figure 8: The Zwaanswyk Troop’s raid sheet for September 2020.

3. CONSTANTIA TROOP 1 (CT1)

In Town Statistics

- Time out of town for the troop was 98,1 %.
- Time out of town for individuals was 99,9 %.
- The troop (and split) mostly slept on or near Groot Constantia, mostly at the Castle Gums, the Dumping Site and the Price Drive Stream.

Noteworthy Incidents

Troop:

- The troop spent little time in the urban area and more on the wine farms, especially on Groot Constantia farm. This is likely due to new growth on the vineyards at this time of year.
- The troop is still experiencing a split, however following the death of MT18 on 31 August, the troop and the split have started moving together again more frequently.
- The CT2 troop was also observed to regularly follow and sleep near the CT1 troop (or the CT1 split) during the last two weeks of September.

Migrations

- CON16 was observed to have joined the Mountain Troop on 24 September.

Births and Deaths

No births or deaths were recorded in the CT1 Troop during September.

HWS: TROOP MONTHLY REPORT																																
SECTOR		CLASSES OF BEHAVIOUR																														
NORTH		1	In urban area	4	Attacking pets	7	Threatening behaviour/attack/stealing food																									
BABOON TROOP: CT1		2	Raid bins	5	Raid unoccupied house or vehicle	8	Breaking & Entering/Damaging property																									
MONTH: SEPTEMBER YEAR: 2020		3	Non malicious damage	6	Raid occupied house or vehicle	9	Nocturnal Raiding																									
BABOON ID	Sex	1	2	3	4	5	6	7	8	9	10	11	12	13	14	15	16	17	18	19	20	21	22	23	24	25	26	27	28	29	30	TOTAL
CON16 (R-W)	M																															
CON17 (O)	F																															
CONF1 (W)	F																															
Un ID Male	M												1																			
Un ID Females	F																															
Un ID juveniles																																
Un ID individuals														1																		
Troop															1					1	1					1			1			
		TIME SPENT IN TOWN (Minutes)																												HRS		
Troop	1,9															120				20	180									70	6,50	
Individuals	0,1														20																0,33	
Roost:	AM	1;5	2;5	8	5	9	5	5;13	5	5	2;8	2	2;1	1;5	5;13	9;13	5;8	5	9;2	9	9	2;8	2;10	?	?	13	13	2	5	9	5;8	
Roost:	PM	1;9	13	13	5	13	13	13	13;8	2	13	1;13	1;5	5;9	13	5	13	9	13	8	2;10	?	?	13	13	2	13	9	5;8	5;8		
Roost Sites	1	Upper Gums					2	Lower Gums					3	Bike Trail Gums					4	Middle Plantation					5	Price Drive Stream						
	6	Buitenverwachting Gums					7	Block 10 Gums					8	Castle Gums					9	Dumping Site					10	Veels-te-Ver						
	11	Watergat					12	Langbos Kloof					13	Other					14						15							
ID Features of Baboons																																
General remarks	<i>Bold, black and italics text indicates non-urban raids.</i>																															

Figure 9: The CT1 Troop's raid sheet for September 2020.

4. CONSTANTIA TROOP 2 (CT2)

In Town Statistics

- Time out of town for the troop was 83.5%.
- Time out of town for individuals was 100%.
- The troop often slept at the De Hel Nature Area during the first half of September. During the second half of Spetember the troop started sleeping near the CT1 troop (or the CT1 split) regularly.

Noteworthy Incidents

- During the first half of September the CT2 troop continued pushing toward Southern Cross and Rhodes Drive, regularly sleeping in De Hel Nature Area, Eagles Nest or other irregularly used sleepsites further away from their usual range. During this time the troop regularly moved through the urban area staying inside the large properties were they proved difficult to manage because of limited access onto these properties.
- MT14 (the alpha of CT2) was last observed with the CT2 troop on 18 September. He has not been seen since and is presumed to have died of unknown causes. Since then the CT2 troop was often observed to follow and sleep near the CT1 Troop or the CT1 Troop split.

Births and Deaths

- MT14 was last seen 18 September. He is presumed dead.
- No births, and one death was recorded during September in the CT2 Troop.

HWS: TROOP MONTHLY REPORT																																	
SECTOR		CLASSES OF BEHAVIOUR																															
NORTH		1	In urban area	4	Attacking pets	7	Threatening behaviour/attack/stealing food	2	Raid bins	5	Raid unoccupied house or vehicle	8	Breaking & Entering/Damaging property	3	Non malicious damage	6	Raid occupied house or vehicle	9	Nocturnal Raiding														
BABOON TROOP:	CT2																																
MONTH: SEPTEMBER	YEAR: 2020																																
BABOON ID	Sex	1	2	3	4	5	6	7	8	9	10	11	12	13	14	15	16	17	18	19	20	21	22	23	24	25	26	27	28	29	30	TOTAL	
MT14 (B-Y)	M																																
Un ID Male	M																																
Un ID Females	F																																
Un ID juveniles																																	
Un ID individuals																																	
Troop									1	2,1	2	1		1	1	1	1	1	1	1	1	1					1		1	1			
		%	TIME SPENT IN TOWN (Minutes)																										HRS				
Troop		16,5							235	78	400	386		360	399	120	413	90	240	20	180	60							120	240			55,68
Individuals		0,0																															0,00
Roost:	AM	1	2	5	15	2	5	5	?	?	14	14	?	14	?	14	?	13	13	9	9	?	?	?	?	15	?	2	5	2	2		
Roost:	PM	1	13	13	5	15	15	?	?	14	14	15	?	15	15	?	?	13	?	13	8	2;10	?	?	?	?	15	?	15	1	?	2	
Roost Sites	1	Upper Gums					2	Lower Gums					3	Bike Trail Gums					4	Middle Plantation					5	Price Drive Stream							
	6	Buitenverwachting Gums					7	Block 8 Gums					8	Block 10 Gums					9	Castle Gums					10	Dumping Site							
	11	Veels-te-Ver					12	Watergat					13	Eagles Nest					14	De Hel Nature Area					15	Other							
ID Features of Baboons																																	
General remarks	<i>Bold, black and italics text indicates non-urban raids.</i>																																

Figure 10: The CT2 Troop's raid sheet for September 2020.

5. MOUNTAIN TROOP

In Town Statistics

- Time out of town for the troop was 100%.
- Time out of town for individuals was 100%.

Noteworthy Incidents

- The Mountain Troop spent much time on Porter Estate this month, frequently moving between The Range and the Vodacom Tower. This is a cause for concern because there is no permanent staff allocation for this troop, which could start raiding the urban area from these locations.

Migrations

- CON16 was observed to have joined the Mountain Troop from CT1 on 24 September.

Births and Deaths

No births or deaths were recorded for the Mountain Troop during this month.

NORTH REGIONAL SUMMARY:

Births and Deaths

- No births, and one death was recorded in the North during September.

Recommendations

- **Signage** informing the public to **lock their vehicle doors** and keep **windows closed** should be placed at the **SANParks boom gate** on Tokai Road to reduce baboons **raiding vehicles**.
- **Signage** informing visitors to Chrysalis Academy not to leave their bags unattended is recommended.
- **Bins** at the **SANParks Tokai Picnic Site** need to be closed properly to prevent baboon raids.
- The **electrified perimeter fence** at the **SANParks Tokai Picnic Site** should be **upgraded and maintained** regularly to prevent baboons from entering the picnic site.
- **Regular maintenance and upgrades to electrified perimeter fences on wine estates and other areas** will reduce baboon incursions. **Regular trimming and removal of overhanging trees** and closing of porcupine excavations will also reduce baboon access.
- Measures such as storing food in secure areas will reduce the amount of human-derived foods (HDF's) that are available to baboons. This should reduce the level of raiding at **Chrysalis Academy**.
- Removal of fruit trees at the Cape Academy and securing bins in bin cages will reduce the current level of raiding at the **Cape Academy** and therefore reduce the incentive for baboons to go there.
- Measures such as the **baboon-proofing of private and staff houses on wine estates will also reduce baboon access to HDFs**.
- **Insulating** the electrical bushings of the **Veels-te-Ver transformer box** by placing covers over them should prevent baboons from getting **electrocuted**.

C. COMMUNITY AWARENESS AND EDUCATION: FRANCINE DIECKMANN

Community Conservation Officer's (CCO) Monthly Feedback for September 2020

- Various tasks are carried out to improve education and raise awareness amongst the baboon-affected communities on the Cape Peninsula.
- In accordance with the COVID-19 government regulations, implemented in South Africa on 26 March, community activities have been partially suspended, particularly those activities involving physical gatherings, education at schools or coming into close contact with stakeholders.

	Activities - September 2020	
Tasks	South	North
Site visits	04/09/2020 Ocean View, Millers Point and Plateau Road	18/09/2020 The Range
Residential visits and engagement	Hotline calls	Hotline calls
Pamphlet distribution	09/09/2020 Ocean View 16/09/2020 Ocean View Rastafarian community	24/09/2020 Constantia
Stakeholder meetings and engagement	None due to activist activity	None due to activist activity
Training and education sessions	None as project is completed	

Table 1: Summary of awareness-raising tasks carried out in baboon-affected communities on the Southern Cape Peninsula September 2020.

Site visits

Miller's Point 04/09/2020

- No black bins at the picnic site but no litter at the fire pits. Bins near ablution blocks and boat launch site attached to poles to deter tipping. Some litter next to the bins.



Figure 11: Black bin attached to pole using hooks, preventing baboons from tipping over the bin at Millers Point

Plateau Road 04/09/2020

- Baboon troop observed foraging on the side of the road, near the Ostrich Farm. Rangers were observing. Signage is required to alert motorists to slow down. HWS has requested signage.

The Range 18/09/2020

- HWS visited Andrew Myburgh of The Range in Tokai to discuss mitigation of baboon activity on the premises. On inspection the site was well-maintained with no waste or bins visible. There is a coffee shop which would be a possible attractant to baboons.
- Apparently the baboons move through the property and in the process damage the tents used for events. The canvas is damaged and faeces are deposited at the top of the tents.
- As the tents and other structures are attractive to the baboons to climb on, it was suggested that the staff should be trained to be alert for any baboon movement towards the property and immediately form a cordon to divert the baboons away. Deterrent methods such as spraying water, flapping cloths and arm waving may scare the baboons away before they can access the tents.
- 50 pamphlets were handed to the manager to be placed in the visitor area.



Figure 12: The landscape of The Range is attractive to the baboons and the tents are often in the path taken by the baboons between their foraging areas and their sleep sites.



Figure 13: Food plants such as bitou, plantain, and flowering invasive trees, make the site around The Range attractive to baboons.

Pamphlet distribution

Ocean View 09/09/2020 and 19/09/2020

- HWS engaged with young people from the community to distribute 450 pamphlets in Ocean View. The pamphlets were distributed to the houses bordering on open spaces. On 19/09/2020 30 more pamphlets were distributed to the Rastafarian community.



Figure 14:
Youth from Ocean View at the Rastafarian community



Figure 15:
Youth from a disabled community doing pamphlet distribution in Constantia

Constantia 24/09/2020

- 75 pamphlets were distributed in Constantia: Price Drive, Belair Road, Ouwingerd Road, Gantouw Road, Schoenstatt Road and Rustenberg Avenue. HWS employed disabled youth to help.
- It was noted that these roads are used by the baboons when descending from their sleeping areas and when they are diverted out of the Groot Constantia Estate by the farm staff. The baboons consequently have no other route to follow and therefore are causing problems in the gardens and homes of these properties.



Figure 16: Access to the urban area via open areas and big trees make this area attractive to baboon troops.

D. GENERAL COMMENTS ON ALL BABOON TROOPS

1. POPULATION CHARACTERISTICS

There was one birth and four deaths in the managed population during September 2020. Three of the deaths and the single birth occurred in the southern sub-population. The birth occurred in the Da Gama Troop. The estimated nett population change for September was, therefore, a decrease of three in the total managed population.

TROOP	END JUNE TOTALS								SEPTEMBER 2020			Total observed Births (1 July 2020 to present)	Total observed Deaths (1 July 2020 to present)	Total Migrations (1 July 2020 to present)
	2013	2014	2015	2016	2017	2018	2019	2020	Births	Deaths	Emigration / Immigration			
Da Gama	42	43	46	52	52	55	48	48	1	0		5	0	0
Smitswinkel	21	22	24	29	33	35	31	35	0	0		0	0	0
Waterfall	28	29	31	33	37	40	48	47	0	0		1	0	0
GOB*	20	19	16	17	23	29	23	25	0	0		0	0	0
Misty Cliffs*	17	16	9	11	-	-	-		0	0		-	-	-
Slangkop	37	40	35	41	40	44	43	42	0	3		5	5	0
SUB TOTAL	165	169	161	183	185	203	193	197	1	3		11	5	0
Zwaanswyk	28	28	30	28	30	20	20	18	0	0		1	0	0
Tokai	64	70	62	65	69	75	91	92	0	0		0	1	0
Mountain	41	47	49	47	57	60	73	63	0	0	+1	0	1	+1
CT1	70	69	77	81	63	46	64	68	0	0	-1	0	0	-1
CT2					22	10	8	7	0	1		0	4	0
SUB TOTAL	203	214	218	221	241	211	256	248	0	1	0	1	6	0
TOTAL	368	383	379	404	426	414	449	445	1	4	0	12	11	0

Table 2: Population data for the eleven managed troops on the Cape Peninsula in September 2020. Emigration/immigration figures show animal movements between troops and are accommodated in the troop population totals.* The Misty Cliffs Splinter Troop rejoined the GOB Troop during 2017.

Deaths	END JUNE TOTALS:								END SEP:	Sep 2020	TOTAL (since July 2012)
	2012/13	2013/14	2014/15	2015/16	2016/17	2017/18	2018/19	2019/20	2020/21		
Management	17	10	9	4	11	8	4	5			68
Human Induced (HID)	5	3	22	13	5	8	17	11	1		85
Direct **	5	3	4	8	2	7	8	10	1		48
Indirect ***			18	5	3	1	9	1			37
Natural	19	21	22	8	27	28	18	30	9	3	182
PLOHP****						7					7
Unknown	5	9	5	8	7	13	6	6	1	1	60
TOTAL DEATHS	46	43	58	33	50	64	45	52	11	4	402

Table 3: Causes of baboon deaths since 2012 (*Data collected during the first half of 2012 provided by Baboon Research Unit, UCT); **Deaths caused directly by humans such as motor vehicle accidents, shooting, poisoning and dogs. ***Deaths caused indirectly by humans such as electrocutions. ****Private Land Owner Hunting Permit; Deaths of damage-causing animals hunted on farmland in accordance with a provincial hunting permit issued by CapeNature in terms of Nature Conservation Ordinance 19 of 1934.

2. HOTLINE DATA

In September, 166 hotline calls were received with 146 of these being raid-related calls. Hotline calls from the northern region (specifically Constantia, 58 calls) remained high at 84 calls. This can be attributed to the continued instability in the Constantia Troops, and particularly to the potential split of CT1 and the dispersal of MT14 with the CT2 Troop, travelling as far as Southern Cross Drive. The hotline calls from Constantia did, however, decline significantly from August (93 calls). This decline was most likely due to the increased time these troops spent foraging on the fresh growth on the vines of the wine farms.

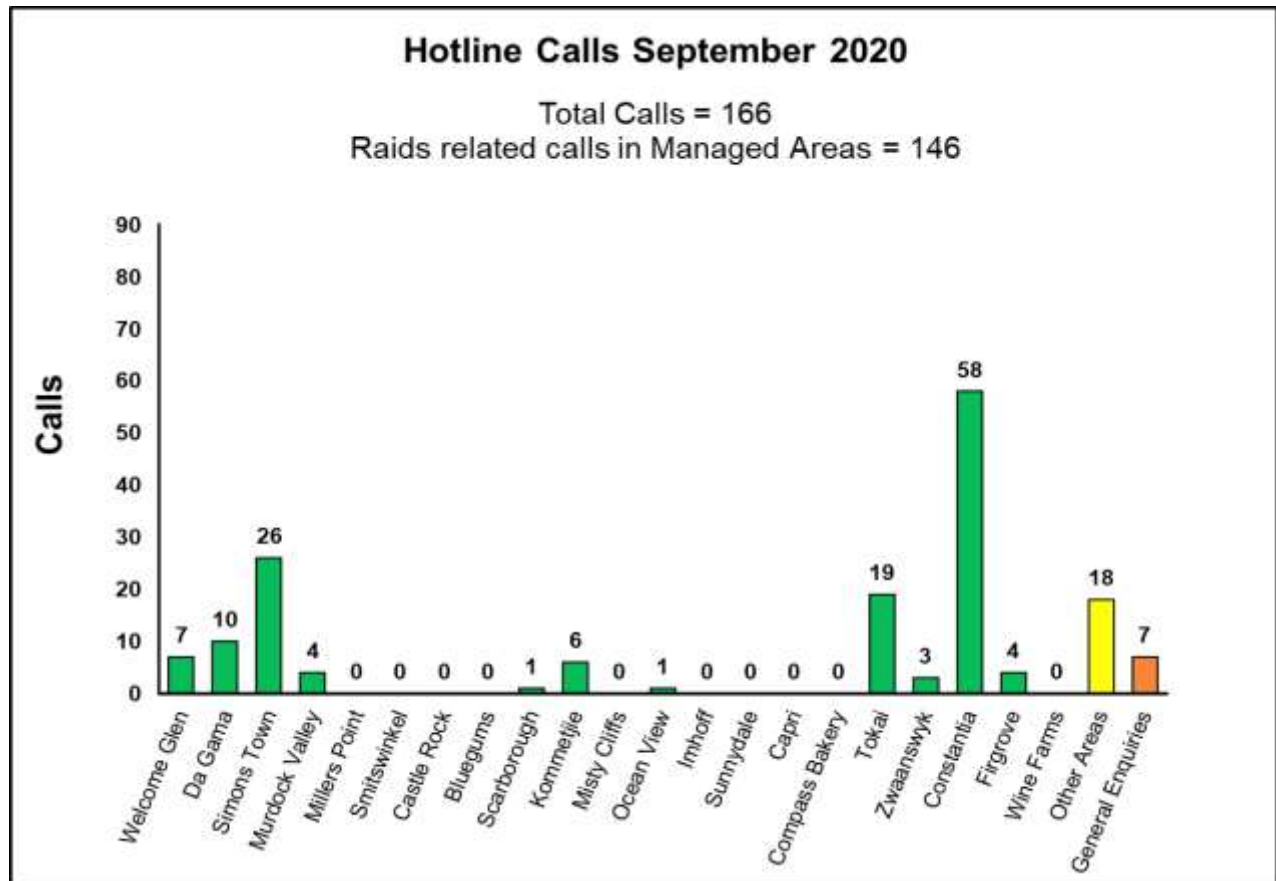


Figure 17: Hotline calls summary per urban area for September 2020. Raid related hotline calls are calls reporting managed baboons in urban areas. Managed Areas are those areas in which managed baboon troops raid. Other Areas represent those areas beyond the urban edge or the range of managed baboons.

3. PERCENTAGE TIME OUT OF TOWN

The average percentage time the troops spent out of town in September 2020 was 96.8%, which is a small but significant increase from August (95.9%). Following the relocation of SK11 from Slangkop to Tokai, the Slangkop Troop continued the upward trend in time out of time, increasing from 80% in August to 89.7% in September. The Constantia troops remained difficult to manage during September as the CT1 troop remained split and the CT2 troop continued moving towards Southern Cross and Rhodes Drives, often sleeping on the urban edge within De Hel Nature Area.

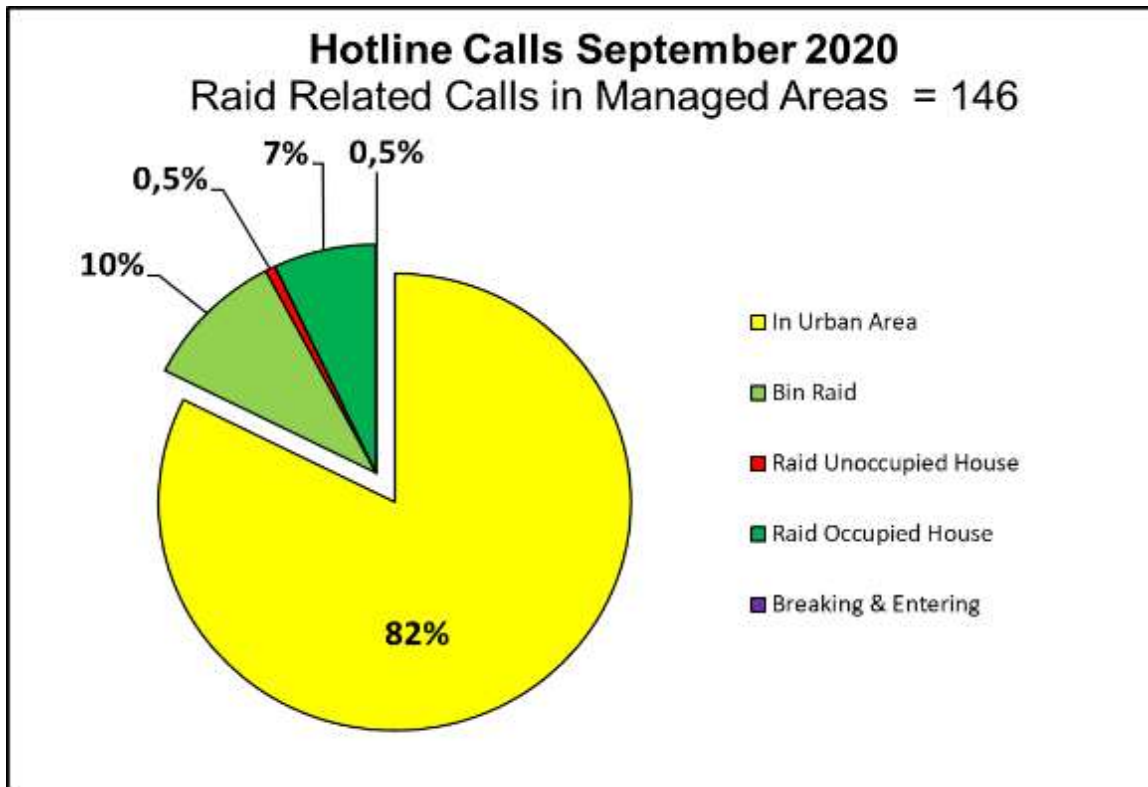


Figure 18: Composition of raid-related hotline calls during September 2020.

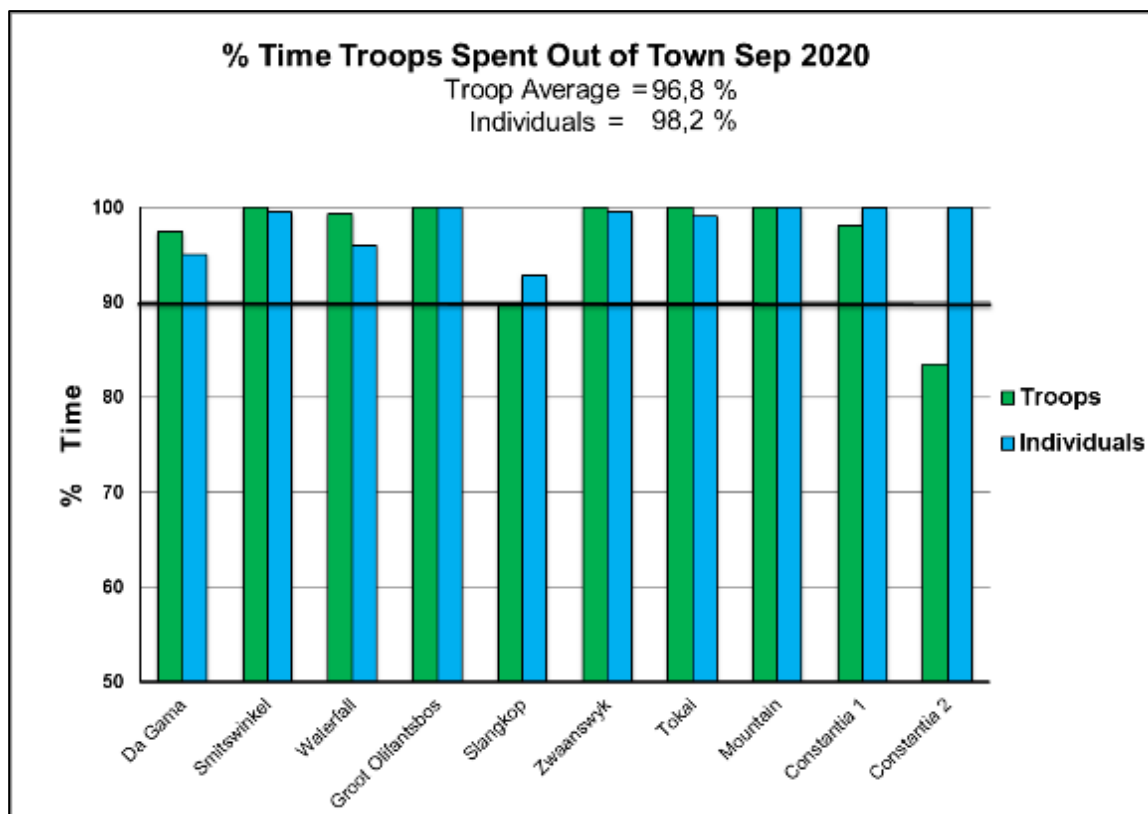


Figure 19: Percentage of time troops spent out of town during September 2020. The solid line at 90% indicates the City of Cape Town's 2014 and current contract requirement.

E. CONCLUSION

This September 2020 report, is the 98th, monthly report written by HWS (Human Wildlife Solutions) for the City of Cape Town. When HWS started in August 2012, the City mandate was set at keeping baboon troops out of urban areas for at least 80% of the time. The average time that the baboon troops surrounding Cape Town were kept out of town, has been 99% for the past 98 months.

The management guidelines written by a wide variety of stakeholders over the past 10 years are sound, and have made Cape Town the world leader in urban baboon programmes. However, whilst the managed baboon population of Cape Town has grown 25% over the past eight years, this growth has come at the cost of increasing conflict between baboons on baboons, and between baboons and humans.

Over the past three years (2017 – 2020), compared to the previous three years (2014 – 2017), human induced deaths as a result of dog bites and motor car accidents (the major causes) have more than doubled. Similarly baboon on baboon conflict has also increased dramatically. Infanticides more than doubled, and over the past year two adult males fell from high trees during fights and were paralysed in the back legs, while another suffered a broken femur. All three had to be humanely euthanased.

Following the relocation of SK11 in late August, the Slangkop Troop has become much more coherent and consequently easier to manage, and time out of town in September increased to just short of 90%. The troop is also ranging further and utilizing more of its natural foraging area. Now living in the northern sub-population, SK11 appears to have chosen the Tokai Troop as his preferred troop to join, and during the last few days of September seems to have been accepted into the troop.

During September, there was turmoil in the two Constantia troops. CT1 has shown clear signs of division and at the same time expanding their range. This resulted in one or other group ranging as far as Eagles Nest and even sleeping on the property. In the CT2 Troop, MT14 has gone into a new dispersal phase, taking his small troop as far as Orangekloof in Hout Bay, Eagles Nest above Price Drive and Southern Cross Drive in Constantia. The troop also spent extensive periods of time in the De Hel Nature Area. On 18 September MT14 disappeared. It is not known what happened to him, but he is presumed to have died.

Finally, HWS would like to thank all the stakeholders and residents of baboon-affected suburbs in Cape Town for the opportunity to serve you, and we wish the new service provider, NCC Environmental Services (Pty) Ltd, well.

Dr Phil Richardson

HUMAN WILDLIFE SOLUTIONS (PTY) LTD